

GRANDE PRAIRIE REGIONAL RECREATION COMMITTEE



Household Survey Report June 2020



Acknowledgments

Coming together is a beginning, staying together is progress and working together is a success.

Henry Ford

Regional Collaboration by the Grande Prairie Regional Recreation Administrative Working Group

Krista Schuett - Grande Prairie Regional Recreation Committee

Karna Gernsheid - Grande Prairie Regional Sport Connection

Katie Biberdorf - City of Grande Prairie

Stephanie Cajolais - City of Grande Prairie

Christine Rawlins - County of Grande Prairie

Deborah Wood - M.D. of Greenview

Rae Cook - Town of Beaverlodge

Naomi Robinson - Town of Sexsmith

Melody Sample - Town of Sexsmith

Christina Ketchum - Town of Wembley

Charmaine Baker - Town of Wembley

Chelsea du Ruitter - Village of Hythe

Table of Contents

Contents

1	Introduction	1
2	Findings	2
	2.1 Activities	2
	2.2 Motivations	7
	2.3 Recreation Considerations	8
	2.4 Current Facility Usage	9
	2.5 Recreation & Parks Services Assessment	17
	2.6 New / Upgraded Community Services	18
	2.7 Recreation Programming	21
	2.8 Planning Priorities	24
	2.9 Communications	25
	2.10 Willingness to Pay	26
	2.11 General Comments	28
	2.12 Respondent Profile	29
3	Conclusions	30

Appendices

	Appendix A: Postcard	32
	Appendix B: Household Questionnaire	33

SECTION ONE

Introduction

The Grande Prairie Regional Recreation Committee (GPRRC) was formed in 2017 to enhance recreation opportunities in the Towns of Sexsmith, Wembley and Beaverlodge, the Village of Hythe, the M.D. of Greenview, the County of Grande Prairie and the City of Grande Prairie. The GPRRC provides advice to Councils in the Region regarding recreation provision. To assist them with decision making and ultimately the provision of advice, the GPRRC undertook a survey of households in the Region to gather input and opinions.

A similar survey was conducted in 2015 as part of the input process for the Recreation Master Plan developed by the County and City of Grande Prairie. That Master Plan provided an overall framework to guide the development, delivery, and continuous improvement of recreation and parks programs, services, and facilities in the area and was adopted by the County and City of Grande Prairie, Towns of Sexsmith, Wembley and Beaverlodge, Village of Hythe and M.D. of Greenview in 2017. It was recommended that the survey was conducted again in 4-5 years' time.

In February 2020 approximately 10,000 randomly selected homes in the City and County of Grande Prairie (including its many hamlets), as well as Beaverlodge, Sexsmith, Wembley, Hythe and some areas of the M.D. of Greenview received a postcard inviting them to participate in a survey¹. The postcard also included a unique access code that households used to access an online version of the survey. The survey was accessible on the GPRRC website. In total 143 responses were gathered

through this coded access survey between February 24 and March 14.

A second phase of input was collected via an "open" online survey which ran from March 6 to March 31, 2020. Members of the public who had not received a postcard with an access code were encouraged to complete the questionnaire by visiting the GPRRC website (<http://www.gprrc.ca/>). Participation in the survey was promoted through the GPRRC's member municipalities as well as other champions of recreation in the region using a variety of communication methods and platforms. Between March 3rd and April 3rd, 559 responses were gathered. All respondents were able to enter a draw for a \$250 Visa gift card; the winner was Ryan from Grande Prairie.

The coded access survey was fielded in an attempt to secure a sufficient level of participation to present its findings as statistically representative of the Regional population with an appropriate margin of error. However, due to the lower than expected response, the findings from the open access survey assumed greater importance. As such, enhanced efforts were expended to encourage households in the Region to participate in the open access survey. The findings from both surveys have been combined resulting in 702 responses. This number of responses results in a margin of error of +/- 3.7% 19 times out of 20. This is a very good margin of error; the overall findings are representative of the Region.

1 The distribution of the postcards reflected the distribution of households in the Region. It was adjusted however so that the sample provided a reasonable level of household responses based on experienced participation. The actual sample distribution was Sexsmith Post Office (526 cards), Wembley PO (328); Grande Prairie PO (7501); Beaverlodge PO (692); Bezanson RPO (125); DeBolt PO (159); Grovedale PO (232); Hythe PO (337); and La Glace PO (100). Note residents of the County of Grande Prairie receive their mail through one of the aforementioned post offices.

SECTION TWO

Findings

The findings are presented in the same order as the questions were posed in the survey. Respondents were asked to answer the questions based on all people in their households. Not all respondents answered all questions posed; the findings for each question are based on the number of responses gathered for that question. Please refer to the appendix to see the questionnaire. Selected responses from the 2015 survey (mailout questionnaire n=1,284) are presented alongside similar questions asked in the current survey.

2.1 Activities

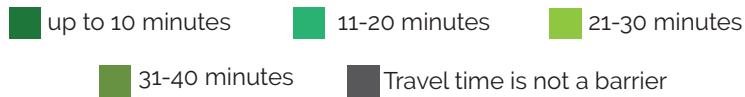
To begin, respondents were presented with a list of categorized recreational activities and asked how much travel time (one way) they are willing to undertake to participate in them. Only those who participate in the different activities identified their preferred travel time.



2.1.1 Outdoor Sports Activities

Considering outdoor sports, respondents showed the greatest reluctance to travel for tennis / pickleball with less than one-third (31%) willing to travel over 20 minutes to play. Conversely approximately two-thirds (65%) of survey participants would be willing to travel over 20 minutes to play golf. See the graph below.

Travel Time for Outdoor Sports Activities



Tennis/pickleball



Softball/baseball/slo pitch



Outdoor field sports



Golf



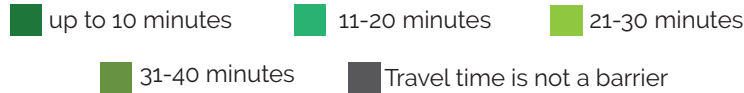
2015 Survey – Travel Time Willing to Undertake Before it Becomes a Barrier (one way)

- Up to 20 minutes (45%)
 - 21-40 minutes (30%)
 - 41-60 minutes (6%)
- Travel time is not a barrier (13%)
- I am not willing to travel (5%)

2.1.2 Indoor Activities

As it relates to indoor activities, less than one-third (30%) of survey participants would travel more than 20 minutes to play pickleball indoors. Over half (53%) would travel over 20 minutes to play hockey in a league. Approximately three-quarters (72%) of respondents would travel over 20 minutes to participate in indoor agricultural activities. Refer to the graph for additional findings.

Travel Time for Indoor Activities



Pickleball



Ice skating program (figure skating/learn to skate)



Fitness/yoga/aerobics



Soccer (indoor)



Curling



Court Spaces (volleyball, basketball, pickleball)



Gymnastics



Hockey (structured/league)



Swimming (indoor)



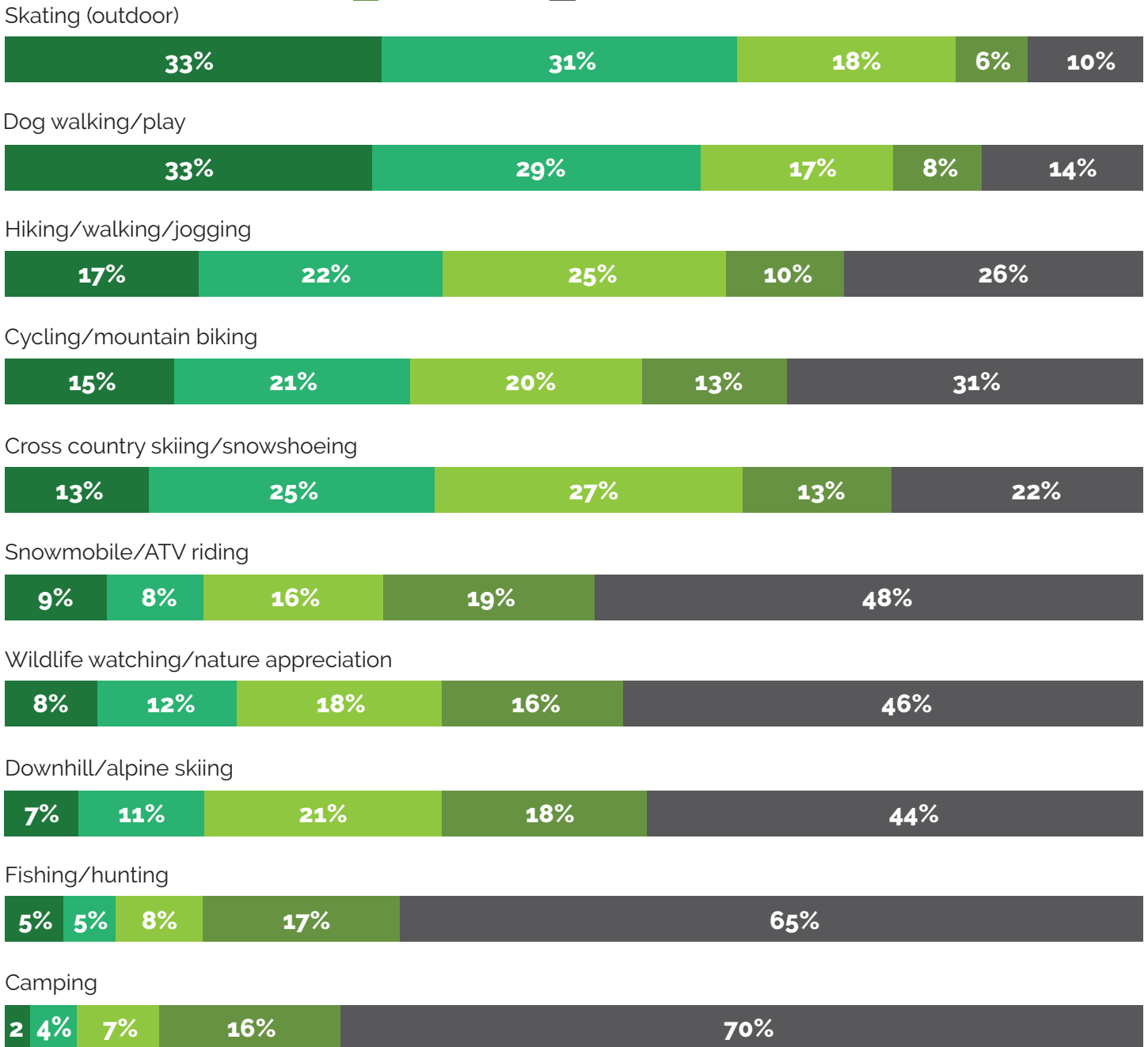
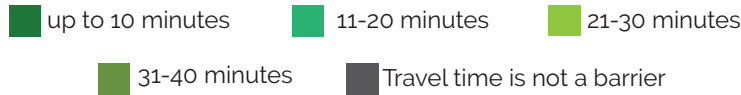
Agricultural (equestrian/rodeo)



2.1.3 Outdoor Winter Activities

Considering outdoor winter activities, one-third (33%) of respondents would only travel up to 10 minutes to skate outdoors. Conversely over two-thirds (70%) of survey participants indicated that travel time is not a barrier when winter camping. Approximately two-thirds (65%) indicated that travel time is not a barrier for winter fishing and hunting. Refer to the graph for additional responses.

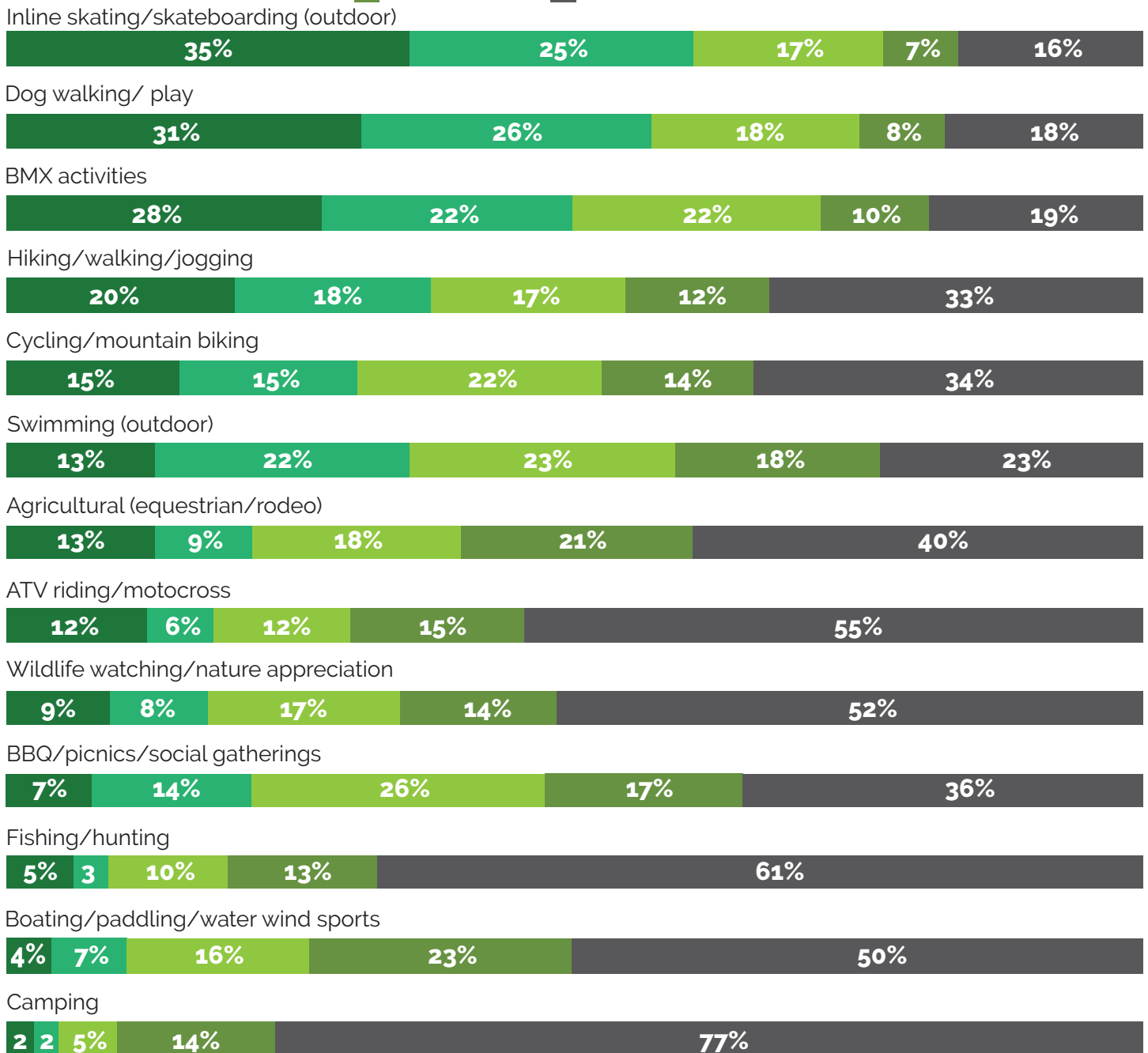
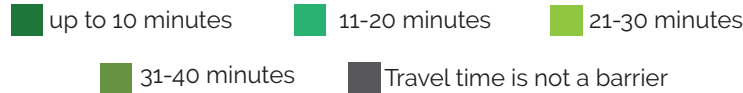
Willingness to Travel for Outdoor Winter Activities



2.1.4 Outdoor Non-Winter Activities

Over half of survey participants said travel is not a barrier to participate in the following outdoor activities in non-winter times: camping (77%); fishing / hunting (68%); ATV riding / motocross (55%); and wildlife watching / nature appreciation (52%). Alternatively over half would not travel for more than 20 minutes for inline skating / skateboarding (60%) and dog walking / playing (57%). Refer to the graph for the details.

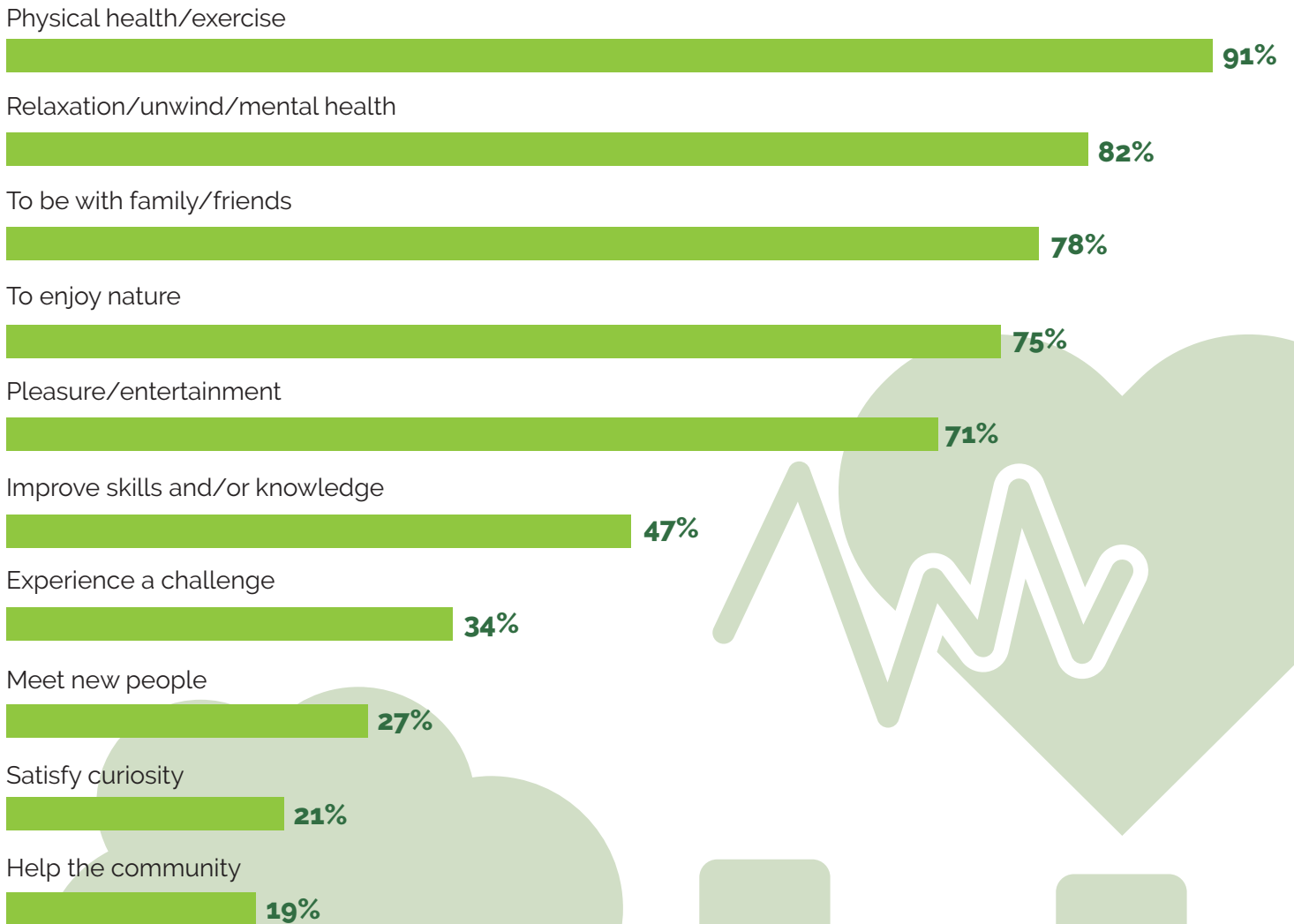
Travel Time for Outdoor Non-Winter Activities



2.2 Motivations

As illustrated in the accompanying graph, almost all respondents (91%) identified physical health / exercise as a main reason for household members to participate in recreational activities. At least three-quarters said they are motivated to participate in recreational activities in order to relax (82%), be with family and friends (78%) and to enjoy nature (75%). Note respondents could select multiple responses.

Main Reasons to Participate in Recreational Activities



2015 Survey – Main Reasons to Participate

- Physical health / exercise 87%
- To be with family / friends 74%
- Relaxation / unwind 71%
- To enjoy nature 67%
- Pleasure / entertainment 67%

2.3 Recreation Considerations

Respondents were provided with a series of statements about recreation provision and the value of recreation. As can be seen in the graph, a large majority of respondents (all over 80%) strongly or somewhat agreed with all the statements. **The strongest level of agreement accompanied the sentiment that regional municipalities should work together to provide recreation opportunities – 85% of respondents strongly agreed with this.** Less than half (48%) of respondents strongly agreed that a person can benefit from recreation services even if they do not use them directly. Refer to the accompanying graph to see agreement levels for other recreation considerations.

Level of Agreement with Recreation Considerations

■ Strongly Agree
 ■ Somewhat Agree
 ■ Unsure
 ■ Disagree

The municipalities in the Grande Prairie Region should work together to provide recreation opportunities for residents.



Quality recreation programs and facilities can help attract and retain residents.



Recreation is important to my quality of life.



My local community benefits from recreation programs and services.



The broader area benefits from recreation programs and services.



Recreation brings the community together.



Residents can benefit even if they do not use recreation services directly.



2015 Survey – Level of Agreement (Strongly Agree)

- The municipalities in the Grande Prairie region should work together (76%)
- Quality recreation programs and facilities can help attract and retain residents (67%)
 - Recreation is important to my quality of life (77%)
- My local community as a whole benefits from recreation (68%)
 - The area as a whole benefits from recreation (68%)
 - Recreation brings the community together (57%)
 - Residents can benefit even if they do not use recreation services directly (38%)

The strongest level of agreement accompanied the sentiment that regional municipalities should work together to provide recreation opportunities – 85% of respondents strongly agreed with this.

2.4 Current Facility Usage

Respondents were asked to identify the frequency that their household members used a variety of recreation facilities, parks and open spaces in the Grande Prairie Region. Abbreviated lists of facilities were presented for each of the municipalities in the Region and respondents indicated how often they were used by a household member within the previous twelve months.

2.4.1 County of Grande Prairie

Over half (60%) of respondents had a household member that used the Crosslink County Sportsplex within the previous twelve months. In fact, more than one-tenth (14%) of households used it twenty-one or more times. Over three-quarters of respondents (79%) said a household member used outdoor recreation facilities such as parks and playgrounds in the County in the last year. See the graph below.

Utilization in Last 12 Months - County of Grande Prairie

■ 1-9 Uses ■ 10-20 Uses ■ 21+ Uses ■ Did not Use in Previous 12 Months

Other outdoor recreation facilities



Crosslink County Sportsplex



Other indoor recreation facilities



Clairmont Community Centre (hall, arena)



2015 Survey – County of Grande Prairie (Did Not Use)

- Other outdoor recreation facilities (30%)
 - Crosslink County Sportsplex (54%)
- Other indoor recreation facilities (47%)

2.4.2 City of Grande Prairie

Over three-quarters (81%) of respondents used the Eastlink Centre in the previous year. In fact approximately one-third (31%) used it more than twenty times. A large majority (87%) used other outdoor recreation facilities or spaces like parks and playgrounds in the City in the previous year. Over two-thirds (69%) used other indoor recreation facilities in Grande Prairie.

Utilization in Last 12 Months - City of Grande Prairie

■ 1-9 Uses ■ 10-20 Uses ■ 21+ Uses ■ Did not Use in Previous 12 Months

Other outdoor recreation facilities



Eastlink Centre



Other indoor recreation facilities



**2015 Survey – City of Grande Prairie
(Did Not Use)**

- Other outdoor recreation facilities (25%)
 - Eastlink Centre (30%)
- Other indoor recreation facilities (45%)



2.4.3 M.D. of Greenview

Half (50%) of respondents used Nitehawk Recreation Area in the previous twelve months with most of them using it 1-9 times. Grovedale Arena and the Greenview Regional Multiplex were used by a minority of respondents (14% and 7% respectively).

Utilization in Last 12 Months - M.D. of Greenview

■ 1-9 Uses ■ 10-20 Uses ■ 21+ Uses ■ Did not Use in Previous 12 Months

Nitehawk Recreation Area



Other outdoor recreation facilities



Other indoor recreation facilities



Grovedale Arena



Greenview Regional Multiplex



2015 Survey – M.D. of Greenview Utilization (Did Not Use)

- Nitehawk Recreation Area (67%)
- Other outdoor recreation facilities (79%)
- Other indoor recreation facilities (90%)
 - Grovedale Arena (91%)

2.4.4 Town of Sexsmith

As illustrated in the graph, approximately one-quarter (24%) of respondents used the Sexsmith Arena in the previous twelve months.

Utilization in Last 12 Months - **Town of Sexsmith**

■ 1-9 Uses ■ 10-20 Uses ■ 21+ Uses ■ Did not Use in Previous 12 Months

Other outdoor recreation facilities



Sexsmith Arena

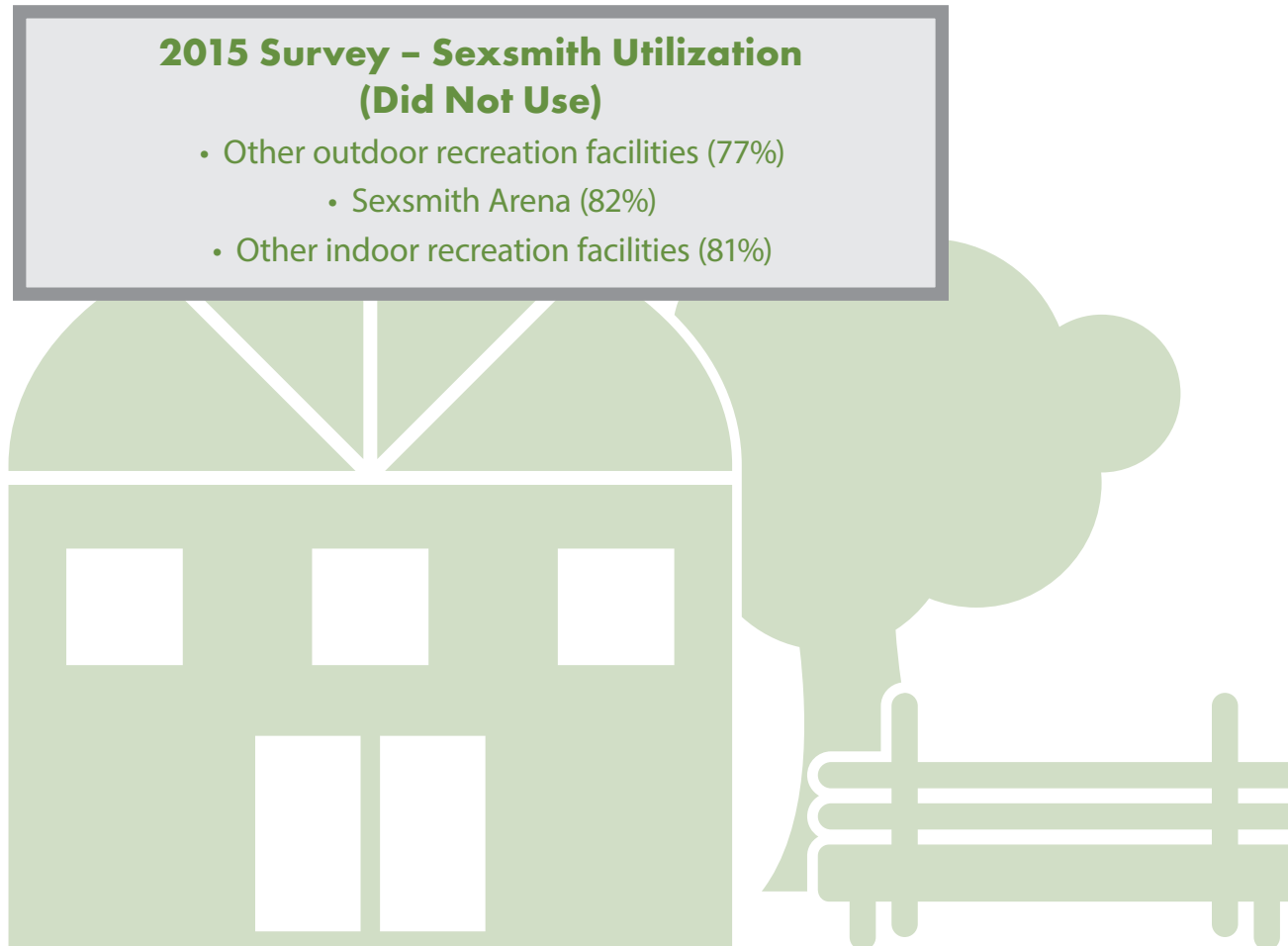


Other indoor recreation facilities



2015 Survey – Sexsmith Utilization (Did Not Use)

- Other outdoor recreation facilities (77%)
 - Sexsmith Arena (82%)
- Other indoor recreation facilities (81%)



2.4.5 Town of Beaverlodge

Approximately one-third (30%) of respondents used the Beaverlodge Pool in the previous year. The Beaverlodge Arena and Fitness Centre were each used by more than one-tenth of respondents (16% and 11% respectively).

Utilization in Last 12 Months - Town of Beaverlodge

■ 1-9 Uses ■ 10-20 Uses ■ 21+ Uses ■ Did not Use in Previous 12 Months



2015 Survey – Beaverlodge Utilization (Did Not Use)

- Pool (79%)
- Other outdoor recreation facilities (79%)
 - Beaverlodge Arena (85%)
- Other indoor recreation facilities (85%)
 - Fitness Centre (93%)

2.4.6 Town of Wembley

Approximately one-quarter (23%) of respondents used the Source Energy Arena and Recreation Centre in the previous year. The Stacy Krahn Memorial Motorsports Park was used by approximately one-tenth (9%) of respondents as illustrated in the graph.

Utilization in Last 12 Months - **Town of Wembley**

■ 1-9 Uses ■ 10-20 Uses ■ 21+ Uses ■ Did not Use in Previous 12 Months

Other outdoor recreation facilities



Source Energy Arena and Recreation Centre



Other indoor recreation facilities

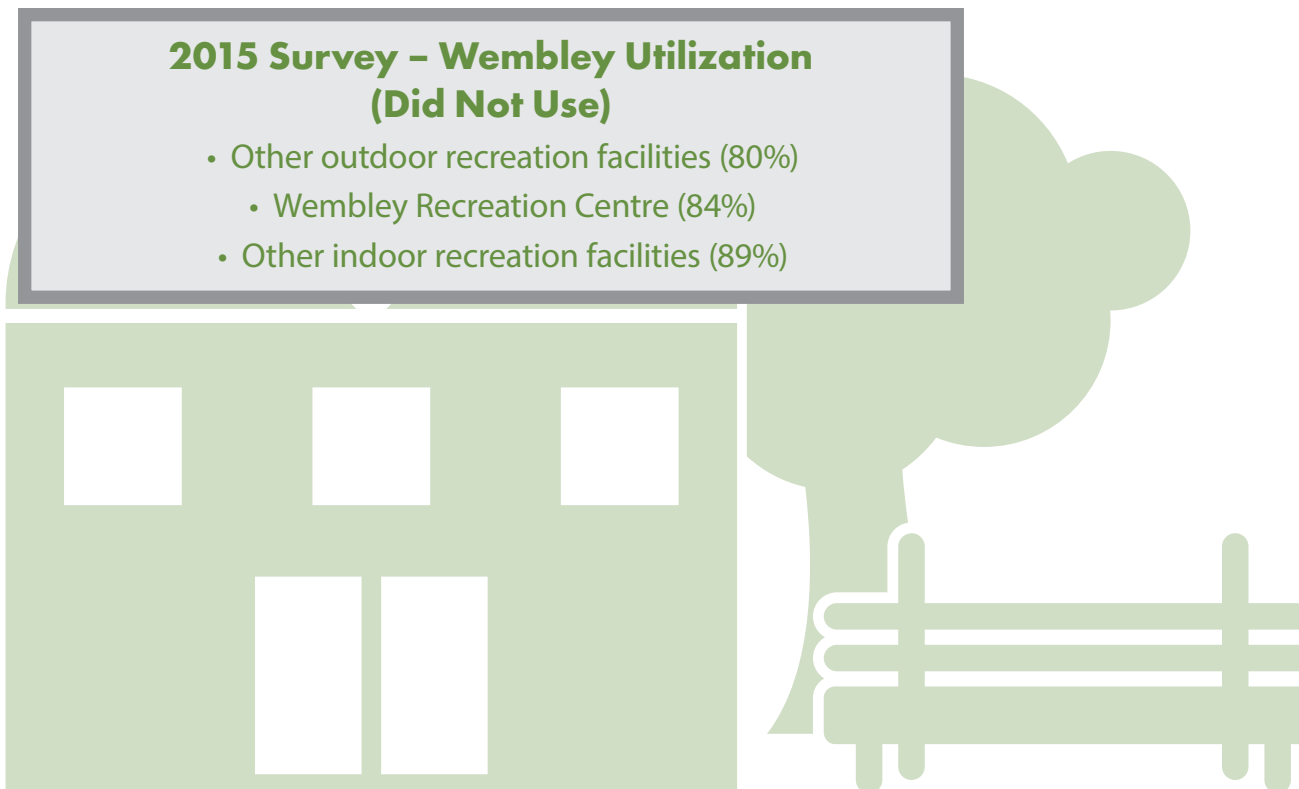


Stacy Krahn Memorial Motorsports Park



2015 Survey - Wembley Utilization (Did Not Use)

- Other outdoor recreation facilities (80%)
 - Wembley Recreation Centre (84%)
- Other indoor recreation facilities (89%)



2.4.7 Village of Hythe

Over one-tenth of respondents used the Hythe & District Memorial Arena (12%) and the Hythe Motor Speedway (11%).

Utilization in Last 12 Months - **Village of Hythe**

■ 1-9 Uses ■ 10-20 Uses ■ 21+ Uses ■ Did not Use in Previous 12 Months

Hythe & District Memorial Arena



Hythe Motor Speedway



Other outdoor recreation facilities



Other indoor recreation facilities



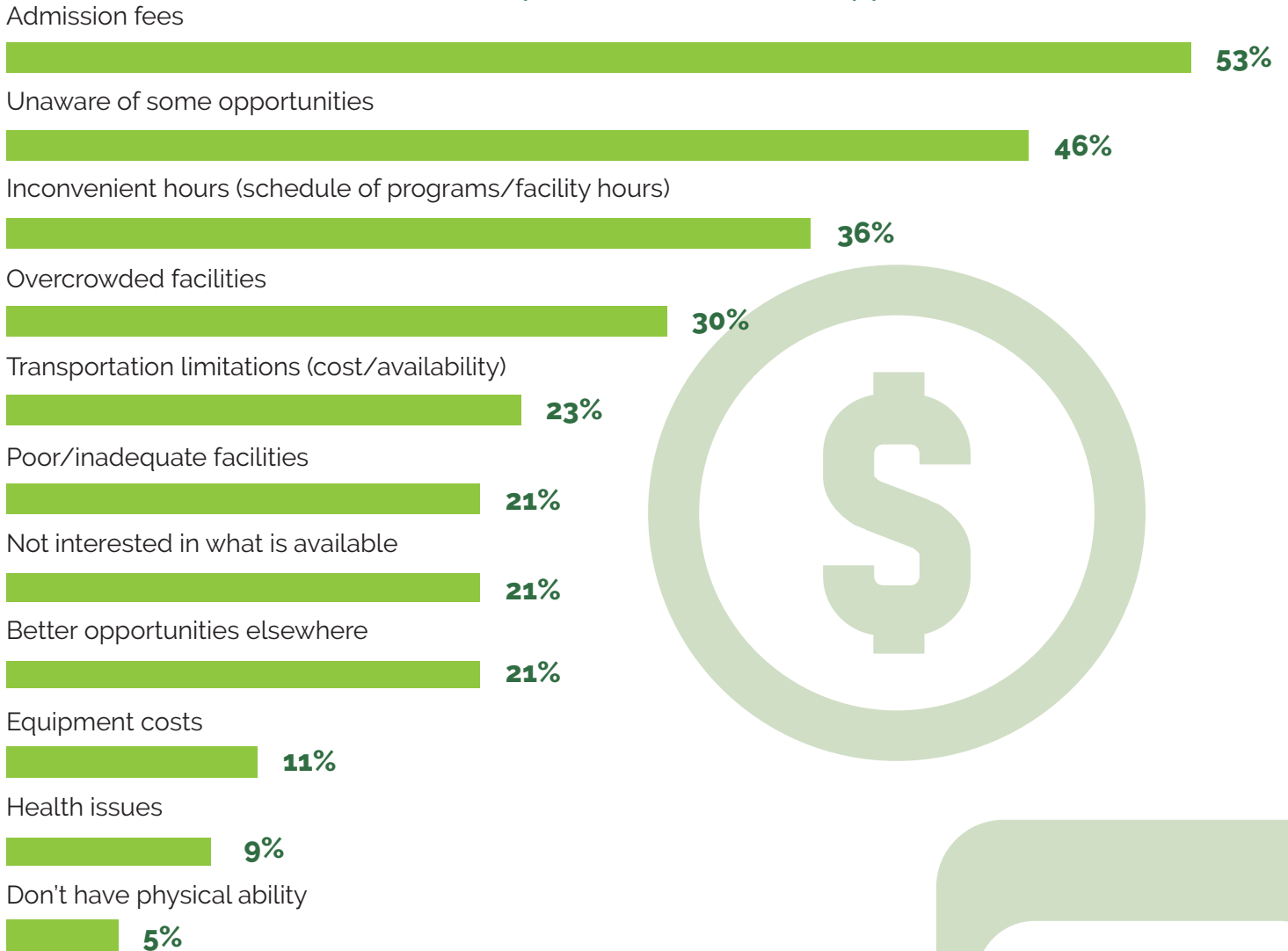
2015 Survey – Hythe Utilization (Did Not Use)

- Memorial Arena (91%)
- Other outdoor recreation facilities (92%)
- Other indoor recreation facilities (93%)

2.4.8 Barriers to Participation

Respondents were asked to identify the barriers that household members experience that prevents their participation in recreation opportunities. As illustrated in the accompanying graph, approximately half (53%) identified admission fees as something that has prevented a household member from participating in a recreation opportunity. About one-tenth (11%) cited equipment costs as a barrier to participation. Almost half (46%) cited a lack of awareness as a barrier to participation.

Barriers to Participation in Recreation Opportunities



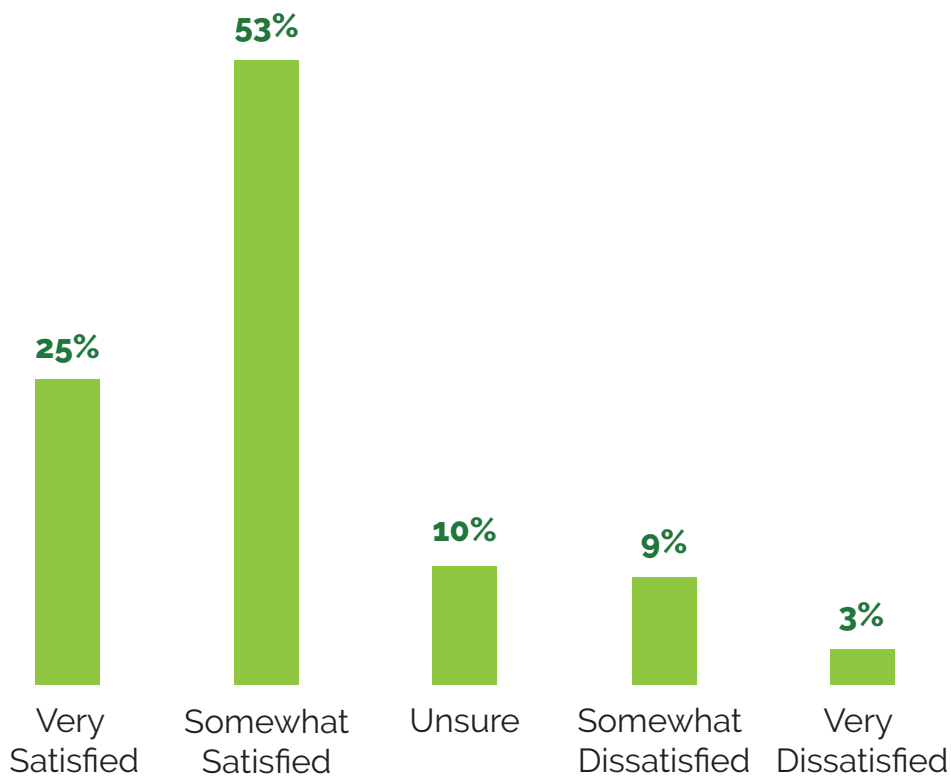
2015 Survey – Barriers to Recreation Participation

- Admission fees (43%)
- Unaware of some opportunities (29%)
 - Overcrowded facilities (25%)
 - Inconvenient hours (22%)

2.5 Recreation & Parks Services Assessment

Over three-quarters (78%) of respondents are very or somewhat satisfied with the availability of recreation opportunities and services currently offered in the Grande Prairie Region. Approximately one-tenth (11%) expressed dissatisfaction. See the graph below.

Satisfaction With Recreation Opportunities Offered in Grande Prairie Region



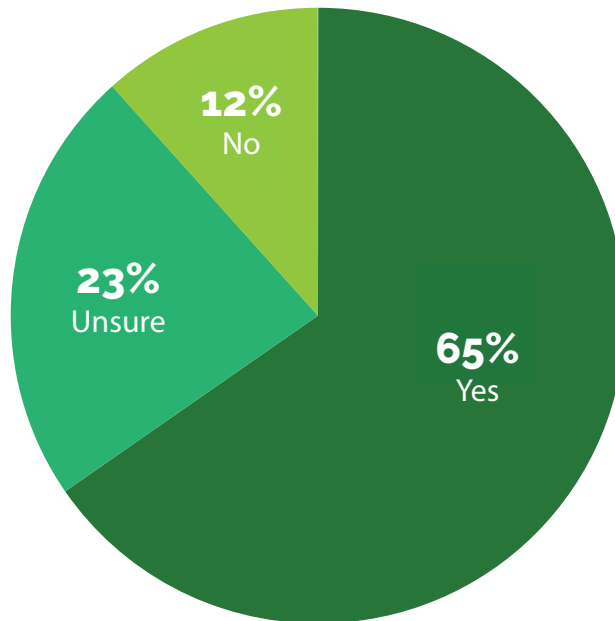
2015 Survey – Overall satisfaction with the availability of recreation opportunities

- Very satisfied (25%)
- Somewhat satisfied (55%)
 - Unsure (10%)
- Somewhat dissatisfied (8%)
- Very dissatisfied (2%)

2.6 New / Upgraded Community Services

Recognizing that there are significant costs to building and operating recreation facilities and amenities, approximately two-thirds (65%) said they think there is a need for new and / or upgraded recreational facilities to be developed in the Grande Prairie Region. Approximately one-quarter (23%) were unsure.

Is There a Need for New / Upgraded Facilities to Be Developed in the Region?



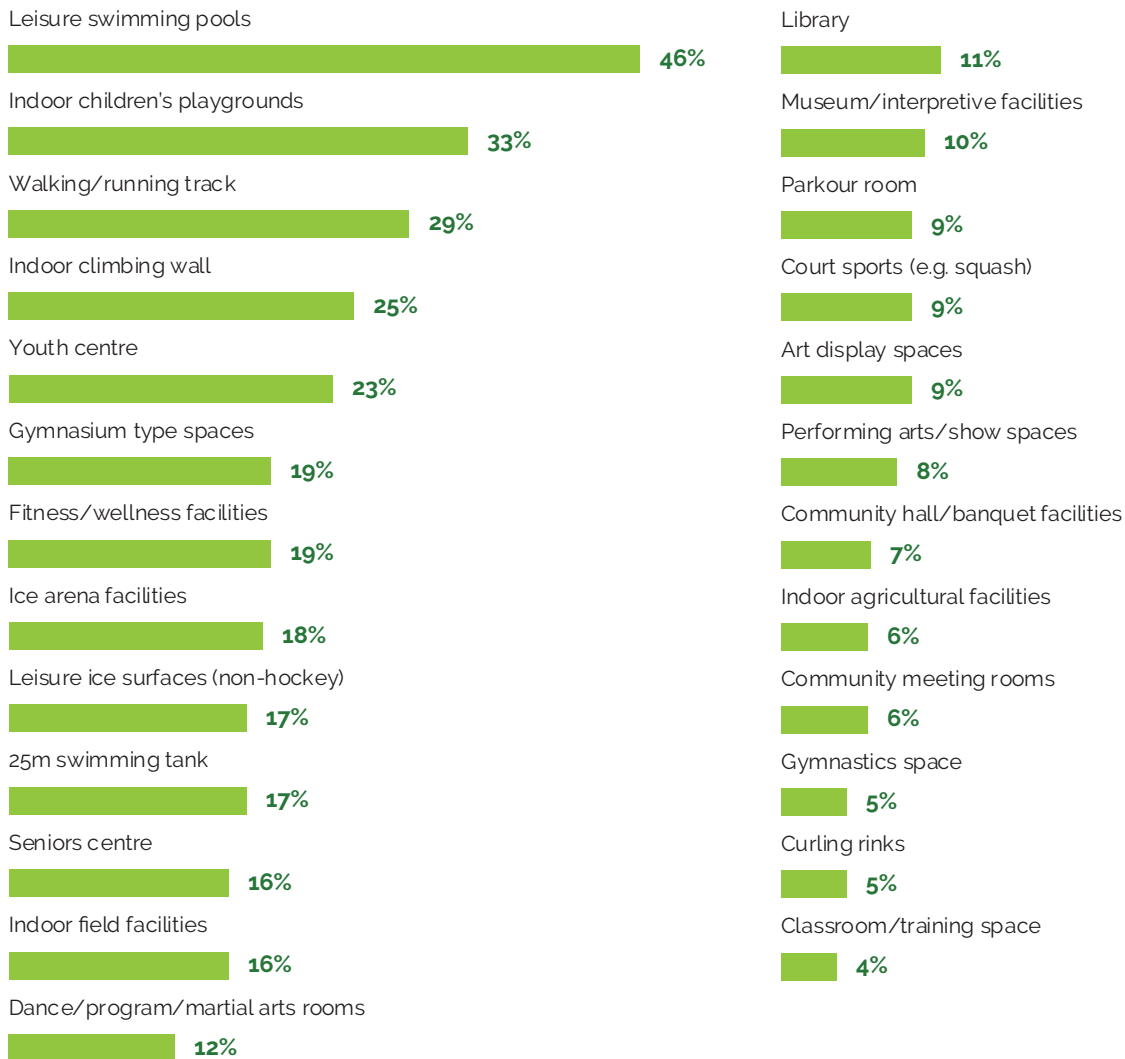
2015 Survey – Is There a Need for New / Upgraded Recreation Facilities

- Yes (64%)
- No (15%)
- Unsure (21%)

2.6.1 Indoor Priorities

Those who said there is a need and those who were unsure were then asked to identify up to five indoor and outdoor recreation facilities or spaces that should be improved or should be more readily available. Considering indoor recreation facilities, the facilities or spaces identified by the largest proportion of respondents are leisure swimming pools (46%); children's playgrounds (33%); and walking / running tracks (29%).

INDOOR Priority Recreation Facilities / Spaces



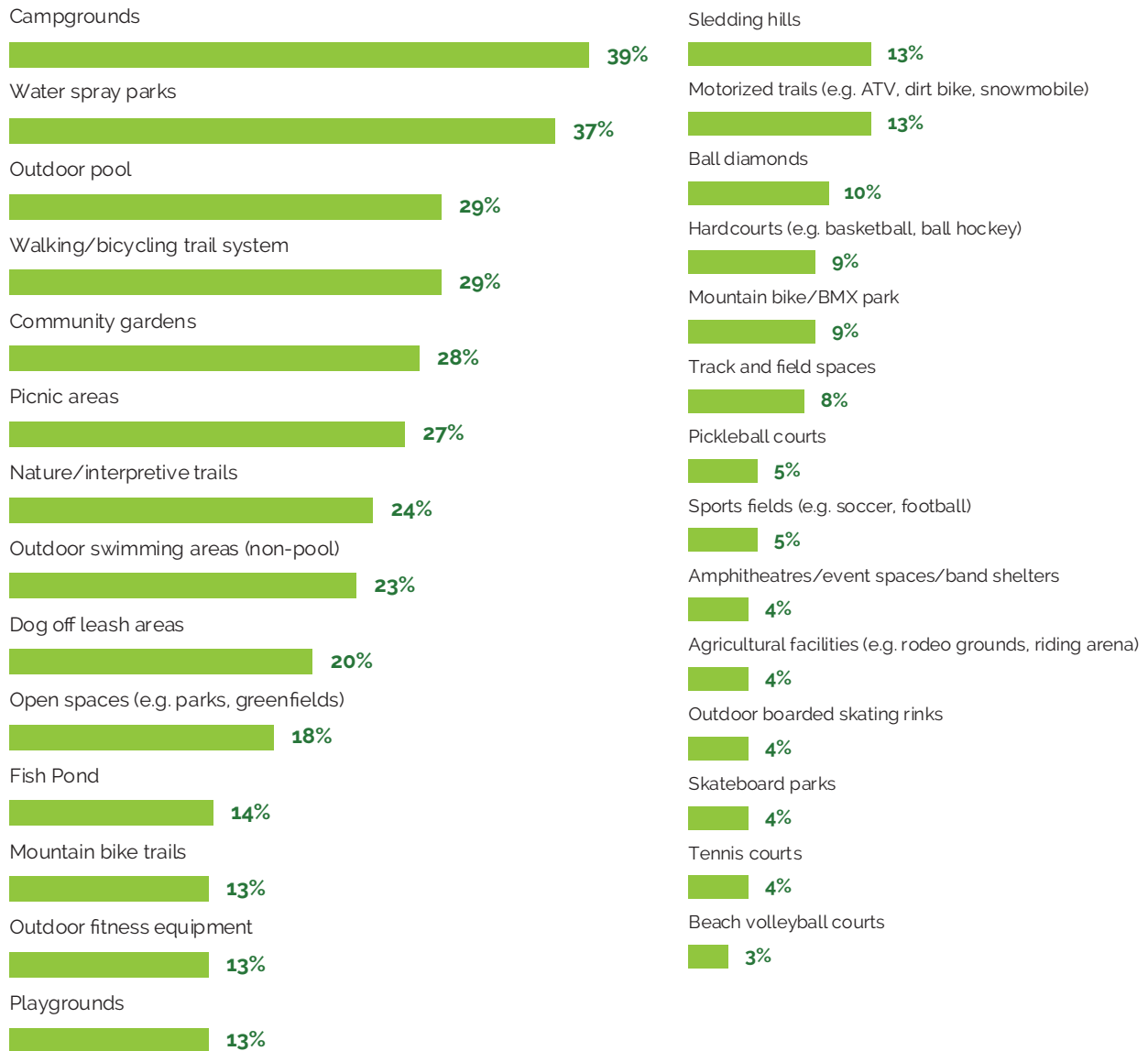
2015 Survey – Indoor Priorities

- Leisure swimming pools (40%)
- Indoor child playgrounds (30%)
- Walking / running track (26%)
 - Youth centre (21%)
 - Seniors centre (20%)

2.6.2 Outdoor Priorities

Considering outdoor recreation spaces and amenities, the most frequently identified as in need of improvement or availability are campgrounds (39%) and water spray parks (37%).

OUTDOOR Priority Recreation Facilities / Spaces



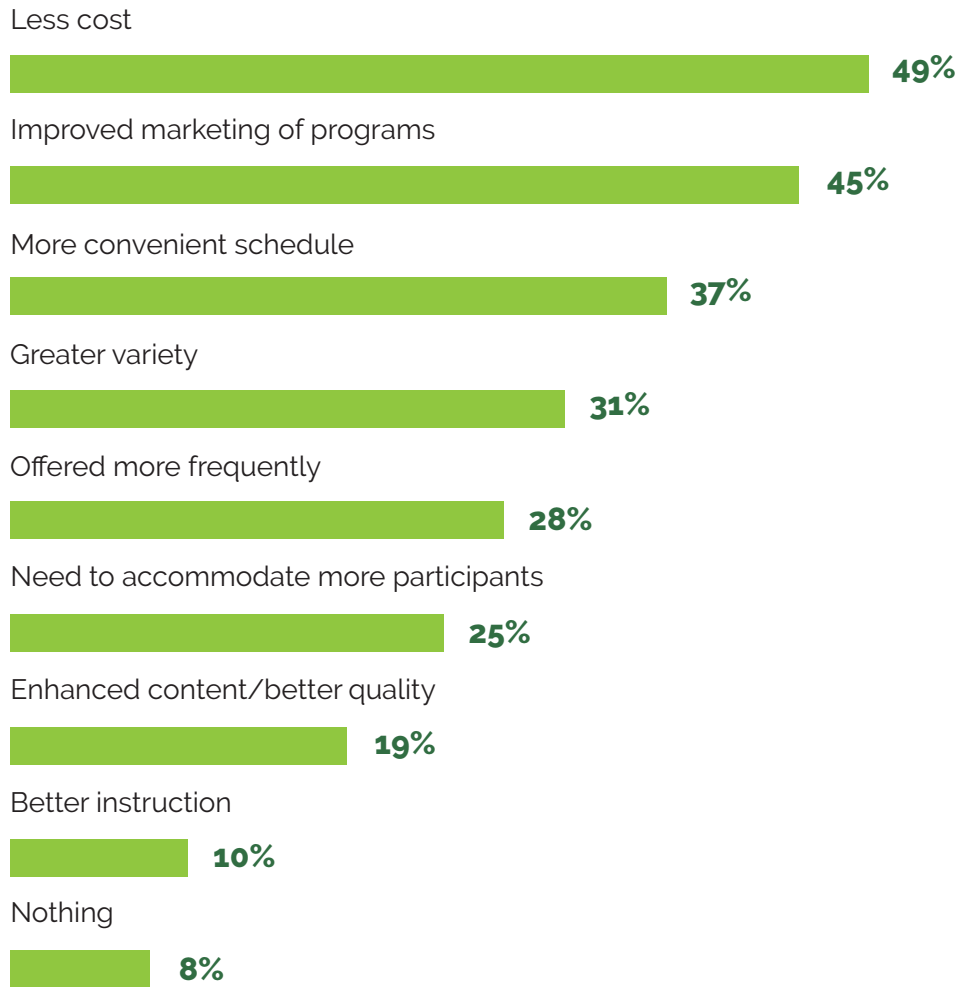
2015 Survey – Outdoor Priorities

- Outdoor pool (45%)
- Campgrounds (41%)
- Walking / bicycling trail system (36%)
- Water spray parks (33%)
- Picnic areas (28%)

2.7 Recreation Programming

A variety of potential improvements to recreation programming was presented to respondents and they were asked to identify the improvements that are needed. As shown in the accompanying graph almost half said programs need to be less costly (49%) or marketed better (45%). Approximately one-tenth (8%) said no improvements are needed.

Improvements Needed to Recreation Programs



↑ **Sizeable increase from 2015 survey**

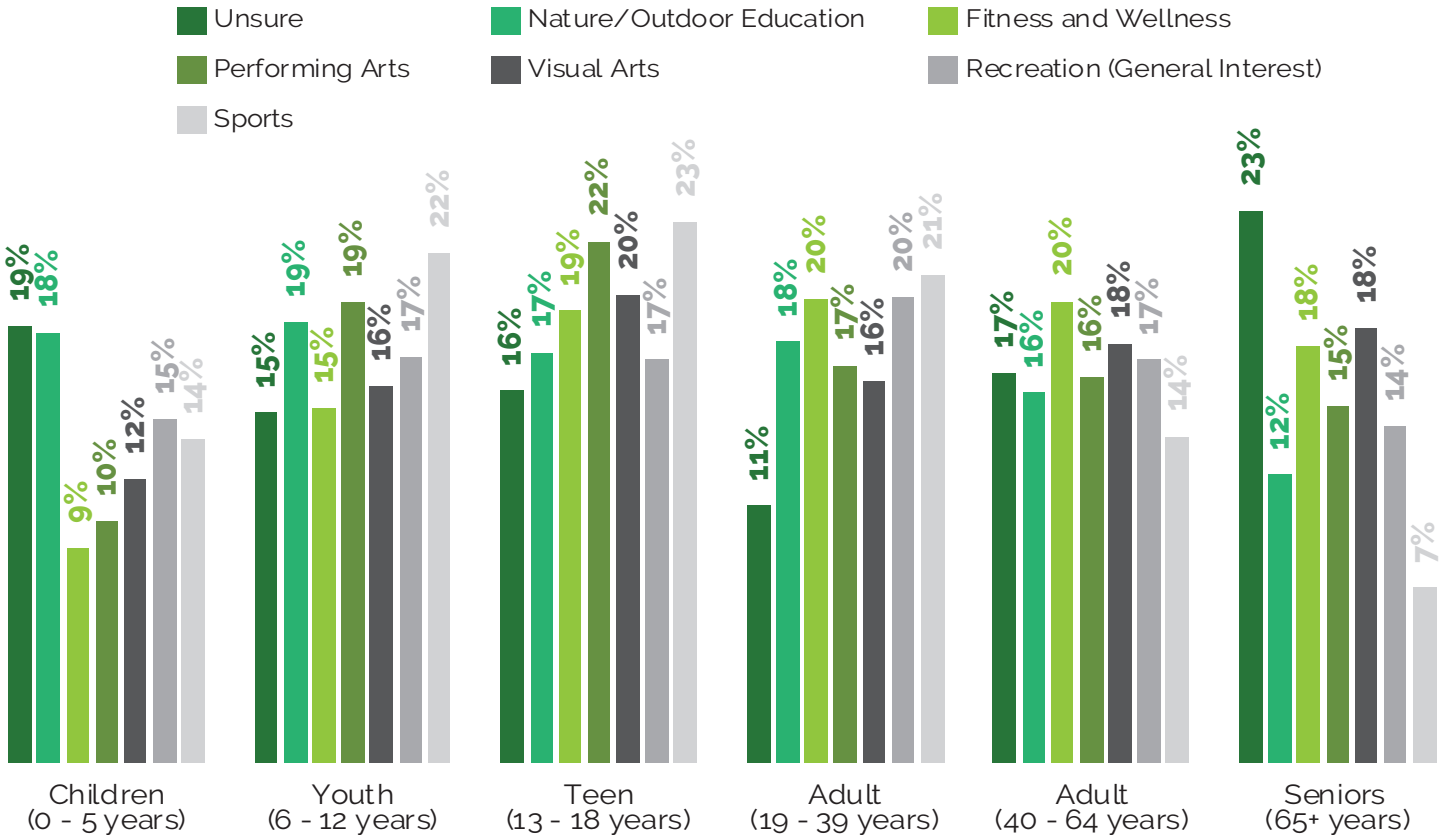
2015 Survey – Improvements to recreation programming

- Less cost (35%)
- Improved marketing (35%)
- More convenient schedule (25%)
- Greater variety (19%)
- Offered more frequently (19%)

2.7.1 Programming Types

Considering different age segments, respondents were asked to indicate the types of programming that needs to be more readily available. For children (0-5 years) nature / outdoor education is considered a program type that should be more readily available while sports was the most frequently identified for youth (6-12 years) and teens (13-18 years). Performing arts programs were also identified by similar proportions of respondents for youth and teens. Refer to the graph for more information.

Needed Programming Types by Ages



2015 Survey – Types of Programming Needed (Top 2)

- Children – Nature / outdoor education (26%); Recreation (22%)
- Youth – Nature / outdoor education (39%); Recreation (27%); Sports (27%)
- Teens – Nature / outdoor education (32%); Fitness /wellness (29%)
- Adults (19-39) – Fitness / wellness (29%); Recreation (27%)
- Adults (40-64) – Fitness / wellness (33%); Recreation (27%)
- Seniors – Fitness / wellness (32%); Recreation (24%)

2.7.2 Programming Comments

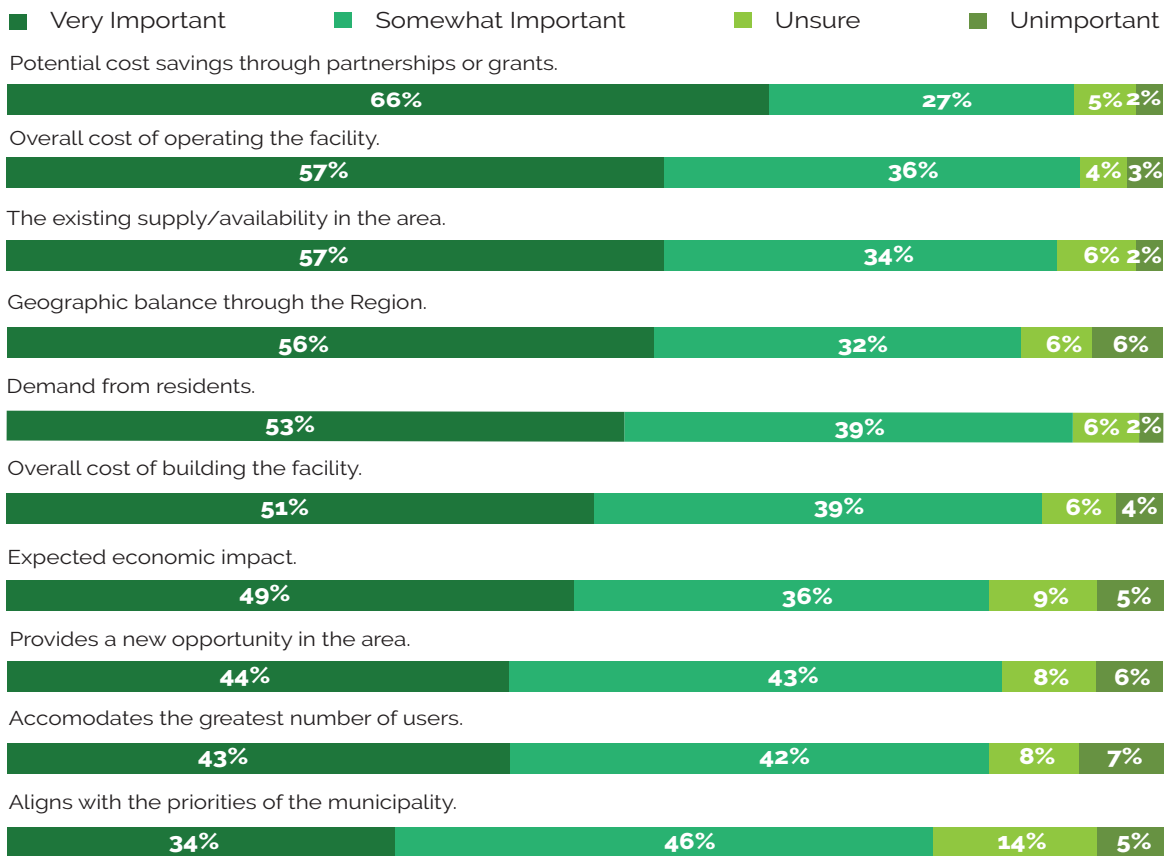
Finally, respondents were able to indicate the specific types of programs they would like to see. The most commonly cited responses are shown below. Please note, some responses fit into more than one response category and were categorized as such. As well, many responses emphasized or echoed responses presented in the graphs on the previous two pages.

- **More program variety/new programs** (50 mentions) – respondents expressed interest in seeing new programs or more variation in programs offered. This could include cooking classes, dances, arts and culture events, multi-sport programs, adult sports lessons, drop-in/open exercise programs and programs for those with disabilities/mobility challenges.
- **Outdoor programs and activities** (48) – respondents generally expressed strong interest in seeing more outdoor programs and activities, including nature walks, hiking, programs for youth and seniors, cross country skiing lessons, outdoor program leagues (e.g. biking, hiking), survival skills and conservation programs. Several respondents identified hiking trails in the region as strongly supporting hiking and expressed interest in seeing a more regional network developed.
- **More programs for youth** (41) – Many respondents noted interest in seeing more programming specifically for toddlers, children and youth. There was also an interest expressed for more outdoor programs offered. Program areas suggested include mountain biking, cooking, hiking/walking, conservation, and art classes. As well respondents suggested more lower cost-of-entry opportunities to participate in organized sports. A few respondents with toddlers noted that they would like to see more programs offered beyond the library, including swimming lessons.
- **More convenient program locations/better scheduling** (28) – Several respondents noted that existing programs are not scheduled at convenient times or locations, identifying more evening programs (especially for families), more programming in the north end of Grande Prairie and more coordination and cooperation between groups for scheduling as being needed. Some respondents feel certain groups are prioritized over others. For example, 10 respondents commented that larger established organizations receive preference for booking over smaller or emerging groups.
- **More programs for seniors** (21) – respondents identified a gap in programming for older adults (40-64) and seniors (65+), particularly at a regional level. Programs such as walking groups, recreation therapy (e.g. swimming), and greater variety in seniors' activities offered were identified.
- **More affordable programs** (20) – low cost programs for youth and families were identified by a few respondents. Cost to access swimming and other indoor amenities was identified as a barrier as was the high cost of participating in organized sports.
- **More programs and amenities in the regional communities** (19) – respondents noted that it is often time consuming and costly to travel to Grande Prairie to access programs, expressing interest in seeing more programs offered in rural/small communities, as well as a greater variety of recreation amenities beyond arenas (e.g. swimming pool, spray parks)
- **Programs for families/all ages** (15) – programs where all family members can participate in one class together or class schedules that allow for families to attend different classes that are offered at the same time was mentioned as a need.
- **Enhance existing programs** (11) – enhancements, for example, could include expanded transit access for seniors, the inclusion of mental health and community history into programs, and the improvement of technology offerings and programming at libraries.
- **Better program marketing** (4) – a few respondents noted that more effort is needed to communicate what opportunities are available, with better advertising of programs and opportunities suggested.

2.8 Planning Priorities

Due to a lack of resources a large number of facility projects cannot be undertaken at one time. As such, priorities need to be set amongst a number of different projects. Based on the feedback of respondents the most important criteria to consider are the potential costs savings that could be achieved through the attainment of partnerships or grants (66% of respondents said this is a very important criteria). Over half strongly agreed that the following were very important to consider as facility priority projects are determined: overall operating costs (57%); existing availability in the area (57%); geographic balance (56%); resident demand (53%); and capital costs (51%).

Importance of Different Factors for Setting Project Priorities



2015 Survey – Planning Priorities*

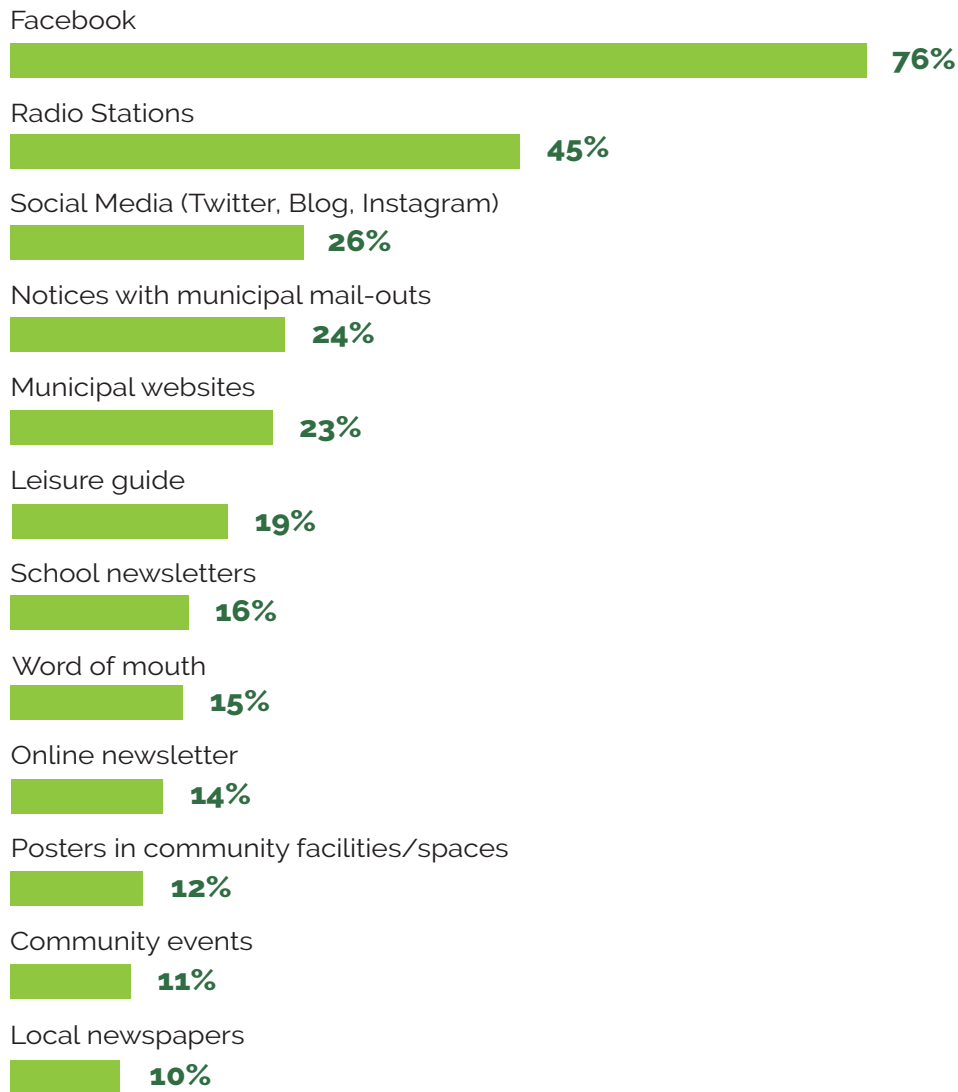
- Overall cost of operating (62%)
- Overall cost of building (58%)
- Demand from residents (56%)
- Potential cost savings from partnership / grants (57%)
 - Existing supply / availability (52%)
 - Geographic balance (52%)
- Accommodates the greatest number of users (48%)
 - Provides a new opportunity (45%)
 - Expected economic impact (43%)
- Aligns with priorities of the municipalities (25%)

**Note the percentages refer to the proportion of respondents who rated the priorities as "very important".*

2.9 Communications

It is important to promote recreation programs and events to Regional residents. According to respondents one of the best methods to communicate about opportunities is through Facebook with approximately three-quarters (76%) identifying it as one of their preferred methods. Approximately one-quarter identified social media (26%) or municipal websites (23%).

Best Communication Methods



↑ **Sizeable increase from 2015 survey**

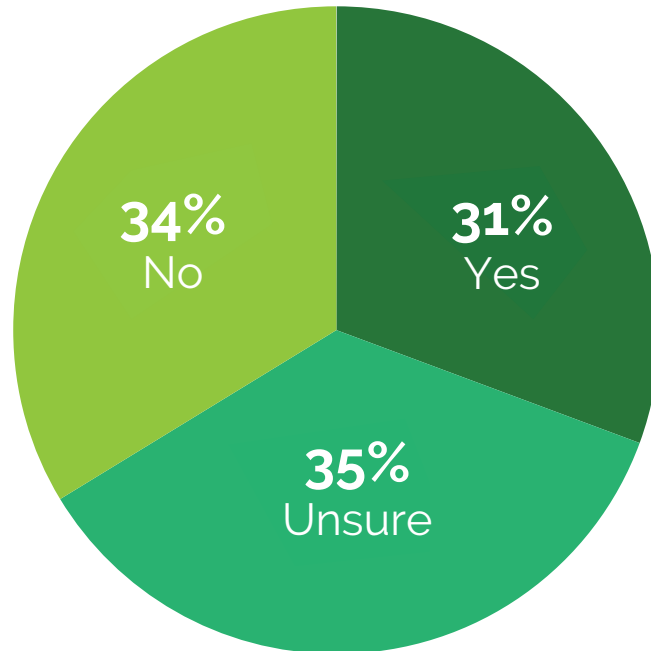
2015 Survey – Best Communication Methods

- Social media – Facebook, Twitter, Blog (52%)
 - Radio stations (50%)
- Notices with municipal mailouts (36%)
 - Local newspapers (31%)
 - Leisure guide (26%)

2.10 Willingness to Pay

Less than one-third (31%) of respondents are willing to support an annual property tax increase to enhance recreation in the area. A similar proportion (34%) opposed an increase in taxes.

Would You Support an Increase in Annual Property Taxes?



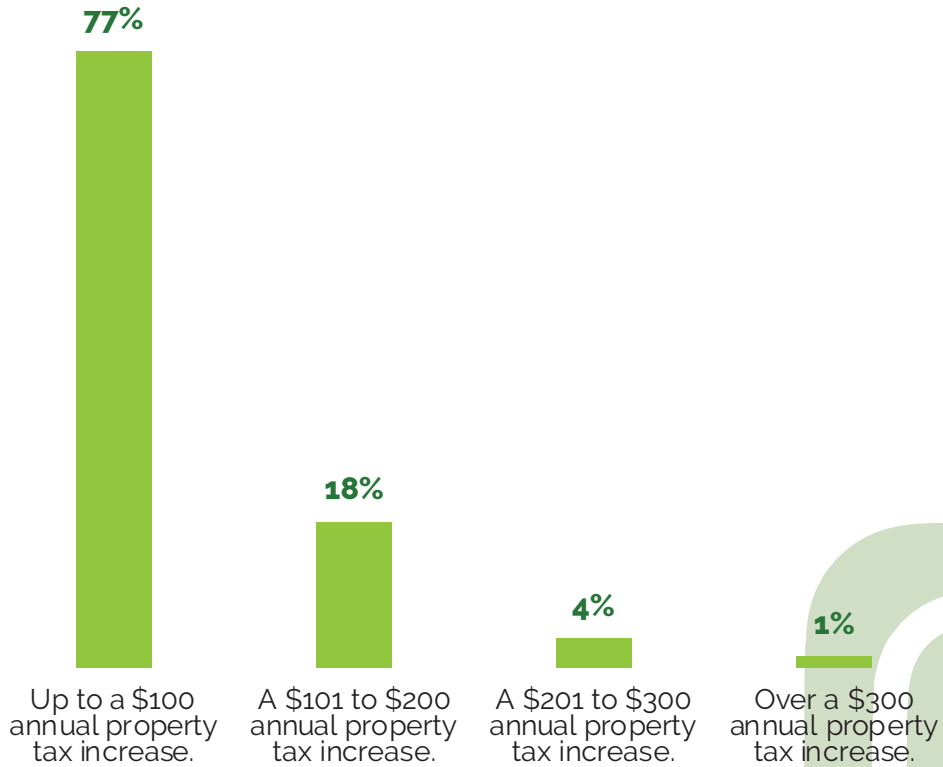
2015 Survey – Willingness to Pay

- Yes (30%)
- No (47%)
- Unsure (23%)

2.10.1 Annual Tax Increase

Of those who would support an increase and those who are unsure, over three-quarters (77%) would support up to a \$100 increase in their annual property taxes.

Amount of Annual Property Tax Increase Supported



2015 Survey – If willing, how much?

- Up to \$100 (72%)
- \$101-\$200 (23%)
- \$201-\$300 (3%)
- Over \$300 (3%)

2.11 General Comments

Respondents were able to provide comments about recreation services in the Grande Prairie Region. While many comments were reiterated from responses previously made in the survey, a variety were offered. The most frequently mentioned comments include the following.

- **Concerns about increased taxation** (54 mentions) – the most frequent area of concern expressed by respondents relates to taxation and sense of ‘value for money’ provided by recreation services. Rising property taxes, broader economic challenges, and the perception that only some groups benefit from recreation services were expressed. Other respondents suggested that user fees should cover recreation services expenses or that differential user fees should be introduced.
- **More outdoor amenities** (45) – residents identified a desire to see a variety of new or additional outdoor amenities, including ball diamonds, off leash dog parks/ areas, soccer pitches, playgrounds (particularly co-located with ball diamonds), an outdoor pool/splash park, tennis/ pickleball courts and an outdoor shooting/archery range. Ball diamonds were most frequently identified.
- **Improve maintenance of existing amenities** (30) – a number of respondents expressed concern about the current level of maintenance of existing facilities and amenities in the region. They showed support for prioritizing maintenance over developing new facilities to prolong lifespans, lower long-term costs, and improve the attractiveness of existing assets. Ball diamond and field maintenance were two areas commonly identified.
- **Concerns over prioritization** (26) – several respondents expressed concern about some groups or activities taking priority over others in terms of access and preferred schedules. The use of ice is predominantly by user groups which can impact spontaneous use by the public. Ensuring equitable access and minimizing conflict between user groups was identified as an issue in need of addressing. Sixteen (16) respondents expressed concern about ice allocation policies.
- **Focus on trail development** (22) – a number of respondents expressed significant appreciation for the trails available in the region but suggested areas for improvement: developing an integrated trail network, expanding cross country ski opportunities, developing mountain bike and cycling trails (including on-road bike lanes) and improving support amenities on trails.
- **More regional amenities** (22) – several respondents noted that they must often travel long distances to access facilities and programs in the city (Grande Prairie) and that they would like to see more amenities in regional communities, especially a swimming pool. Another respondent suggested that more regional assets would also act to draw those living in and visiting Grande Prairie out to the rural areas.
- **More indoor amenities** (20) – amenities identified include an additional indoor pool/aquatic centre, squash courts, ball sport courts, more indoor ice sheets, roller skating, cycling/biking tracks and more indoor fitness opportunities during the winter months. An additional pool was most frequently identified.
- **Concern about affordability of recreation opportunities** (17) – providing access to low cost/free opportunities, rising cost of sport participation, admission fees, camping fees, and managing rising general costs while on fixed incomes are concerns identified by respondents.
- **ATV access concerns** (7) – there is some concern about maintaining access to ATV trails for users, with conflict between non-motorized users and ATV users identified by some respondents.
- **Desire for more regional collaboration** (7) – a few respondents expressed that they would like to see greater collaboration at a regional scale to provide access to recreational services. As well they would like to see opportunities for regional municipalities to more closely work with non-profits and volunteer groups to expand services.
- **Happy with services/keep up the good work** (7) – a few respondents took the time to express their satisfaction with the level and quality of recreation services in the region.
- **Better marketing of existing opportunities** (5) – a few respondents felt as though improved efforts to market programs and amenities would result in greater utilization of facilities and spaces. More use of publicly supported facilities would help regional residents better see the value of public funds supporting these facilities.

2.12 Respondent Profile

Where do you live?	
City of Grande Prairie	54%
County of Grande Prairie	30%
Town of Wembley	6%
Town of Sexsmith	3%
Town of Beaverlodge	3%
M.D. of Greenview	3%
Village of Hythe	1%


How long have you lived in the Grande Prairie Region?	
Less than 1 year	2%
1-5 years	12%
6-10 years	14%
More than 10 years	73%

Do you expect to be residing in the area for the next five years?	
Yes	88%
Unsure	10%
No	2%

Do you own or rent your home?	
Own	89%
Rent	11%

What is the composition of your household?	
0-9 years of age	19.4%
10-19 years of age	15.8%
20-29 years of age	9.9%
30-39 years of age	19.9%
40-49 years of age	15.4%
50-59 years of age	9.6%
60-69 years of age	7.6%
70-79 years of age	2.0%
80 years of age and older	0.5%

What is your total household income (prior to taxes) in the previous year?	
Less than \$50,000	6%
\$50,000 to \$75,000	14%
\$75,001 to \$100,000	16%
\$100,001 to \$125,000	15%
\$125,001 to \$150,000	10%
\$150,001 and over	22%
Prefer not to answer	17%



SECTION THREE

Conclusions

Based on the valuable input from survey respondents residing in member municipalities and communities served by the Grande Prairie Regional Recreation Committee (GPRRC) the following key learnings have been achieved:

There is less willingness to **travel** for sports such as tennis/pickleball, inline skating/skateboarding and activities including dog walking. Travel is not as much of a barrier for those wishing to partake in activities such as fishing/hunting, camping, ATV/motocross, wildlife watching and nature appreciation.

We have learned that residents in the area are **motivated** to participate in recreational activities primarily for their physical and mental health, to socialize and for the purpose of connecting with nature. Admission fees and lack of awareness are the most commonly cited **barriers** to participation in the Region.

There is strong support for municipalities in the Grande Prairie Region to work together to provide recreation opportunities, this sentiment was also expressed in the 2015 GPRRC survey but has increased and become more predominate in this 2020 capture.

Generally, **outdoor recreation facilities** are the most **commonly accessed locations** across the region according to survey respondents. Since the 2015 survey, the following facilities have seen a sizeable increase in utilization:

- Crosslink County Sportsplex (County of Grande Prairie);
- Eastlink Centre (City of Grande Prairie);
- Nitehawk Recreation Area (M.D. of Greenview)

People are generally **satisfied** with the availability of recreation opportunities and services offered within the Grande Prairie Region. This has stayed relatively constant from the 2015 survey.

Approximately two thirds of people indicated that there is a need for new/upgraded recreation facilities in the region, a similar proportion to the 2015 survey.

New / Upgraded Facilities

Approximately two-thirds of respondents think there is a need for new / upgraded recreation facilities to be developed in the Region – a similar proportion to the 2015 survey.

- Top indoor priorities are:

- » Leisure swimming pools
- » Child playgrounds
- » Walking / running track
- » Climbing wall
- » Youth centre

Top three priorities are the same as those identified in the 2015 survey.

- Top outdoor priorities are:

- » Campgrounds
- » Water spray parks
- » Outdoor pool
- » Community gardens
- » Picnic areas

Top priorities are the same as those identified in the 2015 survey except walking / bicycling trail system has been replaced by community gardens.

Approximately one-third of respondents would support an **increase in annual property taxes to enhance recreation in the area**; a similar proportion opposed or indicated they were unsure. In contrast to the recent survey, the 2015 survey saw one-third supporting a tax increase with almost half in opposition.

Decreased costs, improved marketing and more convenient scheduling were identified as the most **needed improvements in recreation programming**, this is similar to the results of the 2015 survey. The top requested programs for children aged 0-5 years were nature and outdoor education programs while sports programs dominated the requests from youth (6-12 years), teens (13-18 years) and adults (19-39 years). Adults aged 40-64 years requested an increase in fitness and wellness programming while seniors cited the need for more visual arts programs.

With all other factors being equal, respondents said they would **prioritize one project over another** if cost savings could be realized through partnership opportunity or through grants. Similarly, a facility with a lower operating cost than another would be a higher priority.

Three-quarters of respondents cited **Facebook as their main source** of obtaining communication about recreation programming in the Region. In 2015, half of the respondents implied that social media was their best source of communication.

Appendices

Appendix A: Postcard



Grande Prairie Region
Regional Recreation Survey



Dear Grande Prairie Region Resident,

The Grande Prairie Regional Recreation Committee was formed in 2018 to enhance recreation opportunities in the towns of Sexsmith, Wembley and Beaver Lodge, the Village of Hythe, the M.D. of Greenview, the County of Grande Prairie and the City of Grande Prairie. The Committee is seeking input from residents of the region about recreation preferences, usage patterns and satisfaction. The survey results will help the Committee as it provides advice to the Regional Councils about best serving recreational needs. A similar survey was conducted in 2015.

To participate in the survey please visit www.gprrc.ca and use your code below when prompted.

Your survey access code:

XXXXXXXX

If you would prefer to complete a paper version of the survey, please contact Krista Schuett, Regional Recreation Coordinator at 780-532-9727 ext. 2198. If you have any technical issues with the survey please contact RC Strategies+PERC at 1-877-727-9204 (toll free number).

THE SURVEY WAS EXTENDED UNTIL
APRIL 1, 2020.

GRANDE PRAIRIE REGIONAL RECREATION COMMITTEE

**Win
a \$250
Visa Gift
Card!**

**Grande Prairie Region
Recreation Survey 2020**

Your input is important!
Share your thoughts by February 28, 2020.

Appendix B: Household Questionnaire

Access Code:

GRANDE PRAIRIE REGIONAL **RECREATION** COMMITTEE

Regional Recreation Survey

Household Survey



Dear Resident:

The Grande Prairie Regional Recreation Committee was formed in 2017 to enhance recreation opportunities in the Towns of Sexsmith, Wembley and Beaverlodge, the Village of Hythe, the M.D. of Greenview, the County of Grande Prairie and the City of Grande Prairie. The Committee is seeking input from residents of the region about recreation preferences, usage patterns and levels of satisfaction.

The results of this household survey will be used to help the Committee provide advice to Councils throughout the region to best serve recreational needs. A similar survey was conducted in 2015.

Please have an adult in the household answer this questionnaire by **considering the needs of all members of your household**. Your taxes go to support these services and the Committee wants to make sure current and future focus and investment are made in the right places. Please complete the questionnaire by **March 31, 2020** and drop it off at the administration offices of any of the partner municipalities. Alternatively you can scan and email it back to parks@rcstrategies.ca

As a token of thanks for completing this questionnaire, one draw will be made for a \$250 Visa Gift Card. To be included in the draw, complete the entry form below. This information will be utilized solely for the purposes of the draw and will not be reported in connection with any of the responses you have provided.

For additional information about the project or the Grande Prairie Regional Recreation Committee please contact Krista Schuett, Regional Recreation Coordinator at 780-532-9727 ext. 2198 or www.gprrc.ca.

Draw Entry Form

Name (First Name Only): _____

Phone Number: _____

The personal information requested on this form will be used for the sole purpose of contacting you should you be the draw winner. Your personal information will not be shared with anyone for any other purposes.

Section I: Activities

1. For each recreation activity below indicate how much travel time (one way) you are willing to undertake for a household member to participate. If no one in your household participates then leave the row blank.

Outdoor Sports Activities	I/we are willing to travel up to 10 min (one way) to participate in this activity.	I/we are willing to travel 11 - 20 min (one way) to participate in this activity.	I/we are willing to travel 21 - 30 min (one way) to participate in this activity.	I/we are willing to travel 31 - 40 min (one way) to participate in this activity.	I do not think travel time is a barrier to participate in this activity.
Outdoor field sports (e.g. soccer/football/rugby)	<input type="checkbox"/>	<input type="checkbox"/>	<input type="checkbox"/>	<input type="checkbox"/>	<input type="checkbox"/>
Golf	<input type="checkbox"/>	<input type="checkbox"/>	<input type="checkbox"/>	<input type="checkbox"/>	<input type="checkbox"/>
Tennis/pickleball	<input type="checkbox"/>	<input type="checkbox"/>	<input type="checkbox"/>	<input type="checkbox"/>	<input type="checkbox"/>
Softball/baseball/slo pitch	<input type="checkbox"/>	<input type="checkbox"/>	<input type="checkbox"/>	<input type="checkbox"/>	<input type="checkbox"/>
Other (please specify): _____	<input type="checkbox"/>	<input type="checkbox"/>	<input type="checkbox"/>	<input type="checkbox"/>	<input type="checkbox"/>

Indoor Activities	I/we are willing to travel up to 10 min (one way) to participate in this activity.	I/we are willing to travel 11 - 20 min (one way) to participate in this activity.	I/we are willing to travel 21 - 30 min (one way) to participate in this activity.	I/we are willing to travel 31 - 40 min (one way) to participate in this activity.	I do not think travel time is a barrier to participate in this activity.
Soccer (indoor)	<input type="checkbox"/>	<input type="checkbox"/>	<input type="checkbox"/>	<input type="checkbox"/>	<input type="checkbox"/>
Hockey (structured/league)	<input type="checkbox"/>	<input type="checkbox"/>	<input type="checkbox"/>	<input type="checkbox"/>	<input type="checkbox"/>
Swimming (indoor)	<input type="checkbox"/>	<input type="checkbox"/>	<input type="checkbox"/>	<input type="checkbox"/>	<input type="checkbox"/>
Curling	<input type="checkbox"/>	<input type="checkbox"/>	<input type="checkbox"/>	<input type="checkbox"/>	<input type="checkbox"/>
Pickleball	<input type="checkbox"/>	<input type="checkbox"/>	<input type="checkbox"/>	<input type="checkbox"/>	<input type="checkbox"/>
Gymnastics	<input type="checkbox"/>	<input type="checkbox"/>	<input type="checkbox"/>	<input type="checkbox"/>	<input type="checkbox"/>
Agricultural (equestrian/rodeo)	<input type="checkbox"/>	<input type="checkbox"/>	<input type="checkbox"/>	<input type="checkbox"/>	<input type="checkbox"/>
Fitness/yoga/aerobics	<input type="checkbox"/>	<input type="checkbox"/>	<input type="checkbox"/>	<input type="checkbox"/>	<input type="checkbox"/>
Ice skating program (figure skating/learn to skate)	<input type="checkbox"/>	<input type="checkbox"/>	<input type="checkbox"/>	<input type="checkbox"/>	<input type="checkbox"/>
Court Spaces (volleyball, basketball, pickleball)	<input type="checkbox"/>	<input type="checkbox"/>	<input type="checkbox"/>	<input type="checkbox"/>	<input type="checkbox"/>
Other (please specify): _____	<input type="checkbox"/>	<input type="checkbox"/>	<input type="checkbox"/>	<input type="checkbox"/>	<input type="checkbox"/>

Outdoor Winter Activities	I/we are willing to travel up to 10 min (one way) to participate in this activity.	I/we are willing to travel 11 - 20 min (one way) to participate in this activity.	I/we are willing to travel 21 - 30 min (one way) to participate in this activity.	I/we are willing to travel 31 - 40 min (one way) to participate in this activity.	I do not think travel time is a barrier to participate in this activity.
Hiking/walking/jogging	<input type="checkbox"/>	<input type="checkbox"/>	<input type="checkbox"/>	<input type="checkbox"/>	<input type="checkbox"/>
Snowmobile/ATV riding	<input type="checkbox"/>	<input type="checkbox"/>	<input type="checkbox"/>	<input type="checkbox"/>	<input type="checkbox"/>
Dog walking/play	<input type="checkbox"/>	<input type="checkbox"/>	<input type="checkbox"/>	<input type="checkbox"/>	<input type="checkbox"/>
Cross country skiing/snowshoeing	<input type="checkbox"/>	<input type="checkbox"/>	<input type="checkbox"/>	<input type="checkbox"/>	<input type="checkbox"/>
Camping	<input type="checkbox"/>	<input type="checkbox"/>	<input type="checkbox"/>	<input type="checkbox"/>	<input type="checkbox"/>
Cycling/mountain biking	<input type="checkbox"/>	<input type="checkbox"/>	<input type="checkbox"/>	<input type="checkbox"/>	<input type="checkbox"/>
Wildlife watching/nature appreciation	<input type="checkbox"/>	<input type="checkbox"/>	<input type="checkbox"/>	<input type="checkbox"/>	<input type="checkbox"/>
Skating (outdoor)	<input type="checkbox"/>	<input type="checkbox"/>	<input type="checkbox"/>	<input type="checkbox"/>	<input type="checkbox"/>
Downhill/alpine skiing	<input type="checkbox"/>	<input type="checkbox"/>	<input type="checkbox"/>	<input type="checkbox"/>	<input type="checkbox"/>
Fishing/hunting	<input type="checkbox"/>	<input type="checkbox"/>	<input type="checkbox"/>	<input type="checkbox"/>	<input type="checkbox"/>
Other (please specify): _____	<input type="checkbox"/>	<input type="checkbox"/>	<input type="checkbox"/>	<input type="checkbox"/>	<input type="checkbox"/>

Outdoor Non-Winter Activities	I/we are willing to travel up to 10 min (one way) to participate in this activity.	I/we are willing to travel 11 - 20 min (one way) to participate in this activity.	I/we are willing to travel 21 - 30 min (one way) to participate in this activity.	I/we are willing to travel 31 - 40 min (one way) to participate in this activity.	I do not think travel time is a barrier to participate in this activity.
Hiking/walking/jogging	<input type="checkbox"/>	<input type="checkbox"/>	<input type="checkbox"/>	<input type="checkbox"/>	<input type="checkbox"/>
Boating/paddling/water wind sports	<input type="checkbox"/>	<input type="checkbox"/>	<input type="checkbox"/>	<input type="checkbox"/>	<input type="checkbox"/>
BBQ/picnics/social gatherings	<input type="checkbox"/>	<input type="checkbox"/>	<input type="checkbox"/>	<input type="checkbox"/>	<input type="checkbox"/>
Dog walking/play	<input type="checkbox"/>	<input type="checkbox"/>	<input type="checkbox"/>	<input type="checkbox"/>	<input type="checkbox"/>
BMX activities	<input type="checkbox"/>	<input type="checkbox"/>	<input type="checkbox"/>	<input type="checkbox"/>	<input type="checkbox"/>
Swimming (outdoor)	<input type="checkbox"/>	<input type="checkbox"/>	<input type="checkbox"/>	<input type="checkbox"/>	<input type="checkbox"/>
Camping	<input type="checkbox"/>	<input type="checkbox"/>	<input type="checkbox"/>	<input type="checkbox"/>	<input type="checkbox"/>
Cycling/mountain biking	<input type="checkbox"/>	<input type="checkbox"/>	<input type="checkbox"/>	<input type="checkbox"/>	<input type="checkbox"/>
Wildlife watching/nature appreciation	<input type="checkbox"/>	<input type="checkbox"/>	<input type="checkbox"/>	<input type="checkbox"/>	<input type="checkbox"/>
Inline skating/skateboarding (outdoor)	<input type="checkbox"/>	<input type="checkbox"/>	<input type="checkbox"/>	<input type="checkbox"/>	<input type="checkbox"/>
Fishing/hunting	<input type="checkbox"/>	<input type="checkbox"/>	<input type="checkbox"/>	<input type="checkbox"/>	<input type="checkbox"/>
Agricultural (equestrian/rodeo)	<input type="checkbox"/>	<input type="checkbox"/>	<input type="checkbox"/>	<input type="checkbox"/>	<input type="checkbox"/>
ATV riding/motocross	<input type="checkbox"/>	<input type="checkbox"/>	<input type="checkbox"/>	<input type="checkbox"/>	<input type="checkbox"/>
Other (please specify): _____	<input type="checkbox"/>	<input type="checkbox"/>	<input type="checkbox"/>	<input type="checkbox"/>	<input type="checkbox"/>

Section II: Motivations

2. What are the **main reasons** you and/or members of your household participate in recreational activities?
Check (✓) all that apply.

- | | |
|--|--|
| <input type="checkbox"/> Physical health/exercise | <input type="checkbox"/> Experience a challenge |
| <input type="checkbox"/> To be with family/friends | <input type="checkbox"/> Meet new people |
| <input type="checkbox"/> Relaxation/unwind/mental health | <input type="checkbox"/> Pleasure/entertainment |
| <input type="checkbox"/> Help the community | <input type="checkbox"/> Improve skills and/or knowledge |
| <input type="checkbox"/> To enjoy nature | <input type="checkbox"/> Satisfy curiosity |
| <input type="checkbox"/> Other (please specify): _____ | |

Section III: Recreation Considerations

3. To what extent do you agree with the following statements?

Statement	Strongly Agree	Somewhat Agree	Unsure	Somewhat Disagree	Strongly Disagree
Recreation is important to my quality of life.	<input type="checkbox"/>	<input type="checkbox"/>	<input type="checkbox"/>	<input type="checkbox"/>	<input type="checkbox"/>
My local community benefits from recreation programs and services.	<input type="checkbox"/>	<input type="checkbox"/>	<input type="checkbox"/>	<input type="checkbox"/>	<input type="checkbox"/>
The broader area benefits from recreation programs and services.	<input type="checkbox"/>	<input type="checkbox"/>	<input type="checkbox"/>	<input type="checkbox"/>	<input type="checkbox"/>
Residents can benefit even if they do not use recreation services directly.	<input type="checkbox"/>	<input type="checkbox"/>	<input type="checkbox"/>	<input type="checkbox"/>	<input type="checkbox"/>
Recreation brings the community together.	<input type="checkbox"/>	<input type="checkbox"/>	<input type="checkbox"/>	<input type="checkbox"/>	<input type="checkbox"/>
Quality recreation programs and facilities can help attract and retain residents.	<input type="checkbox"/>	<input type="checkbox"/>	<input type="checkbox"/>	<input type="checkbox"/>	<input type="checkbox"/>
The municipalities in the Grande Prairie Region should work together to provide recreation opportunities for residents.	<input type="checkbox"/>	<input type="checkbox"/>	<input type="checkbox"/>	<input type="checkbox"/>	<input type="checkbox"/>

Section IV: Current Facility Usage

4. For each of the following community facilities, parks and open spaces in your area, please indicate how frequently in the previous twelve (12) months someone in your household used/visited it. Please check (✓) the appropriate box.

Facility, Park, or Open Space	1 – 9 Uses	10 – 20 Uses	21+ Uses	Did Not Use in the Previous Twelve Months
County of Grande Prairie No.1				
Crosslink County Sportsplex (2 rinks, fieldhouse, indoor track, fitness facility, etc.)	<input type="checkbox"/>	<input type="checkbox"/>	<input type="checkbox"/>	<input type="checkbox"/>
Clairmont Community Centre (hall, arena)	<input type="checkbox"/>	<input type="checkbox"/>	<input type="checkbox"/>	<input type="checkbox"/>
Other indoor recreation facilities (halls, fitness centres, curling rinks, arenas, etc.)	<input type="checkbox"/>	<input type="checkbox"/>	<input type="checkbox"/>	<input type="checkbox"/>
Other outdoor recreation facilities (parks, playgrounds, etc.)	<input type="checkbox"/>	<input type="checkbox"/>	<input type="checkbox"/>	<input type="checkbox"/>
City of Grande Prairie				
Eastlink Centre (aquatics facility, fieldhouse, fitness area, indoor track, etc.)	<input type="checkbox"/>	<input type="checkbox"/>	<input type="checkbox"/>	<input type="checkbox"/>
Other indoor recreation facilities (halls, fitness centres, curling rinks, arenas, etc.)	<input type="checkbox"/>	<input type="checkbox"/>	<input type="checkbox"/>	<input type="checkbox"/>
Other outdoor recreation facilities (parks, playgrounds, etc.)	<input type="checkbox"/>	<input type="checkbox"/>	<input type="checkbox"/>	<input type="checkbox"/>
The M.D. of Greenview No.16				
Nitehawk Recreation Area (Grovedale)	<input type="checkbox"/>	<input type="checkbox"/>	<input type="checkbox"/>	<input type="checkbox"/>
Grovedale Arena	<input type="checkbox"/>	<input type="checkbox"/>	<input type="checkbox"/>	<input type="checkbox"/>
Greenview Regional Multiplex	<input type="checkbox"/>	<input type="checkbox"/>	<input type="checkbox"/>	<input type="checkbox"/>
Other indoor recreation facilities (halls, fitness centres, curling rinks, arenas, etc.)	<input type="checkbox"/>	<input type="checkbox"/>	<input type="checkbox"/>	<input type="checkbox"/>
Other outdoor recreation facilities (parks, playgrounds, etc.)	<input type="checkbox"/>	<input type="checkbox"/>	<input type="checkbox"/>	<input type="checkbox"/>
Town of Sexsmith				
Sexsmith Arena	<input type="checkbox"/>	<input type="checkbox"/>	<input type="checkbox"/>	<input type="checkbox"/>
Other indoor recreation facilities (halls, fitness centres, curling rinks, arenas, etc.)	<input type="checkbox"/>	<input type="checkbox"/>	<input type="checkbox"/>	<input type="checkbox"/>
Other outdoor recreation facilities (parks, playgrounds, etc.)	<input type="checkbox"/>	<input type="checkbox"/>	<input type="checkbox"/>	<input type="checkbox"/>
Town of Beaverlodge				
Pool	<input type="checkbox"/>	<input type="checkbox"/>	<input type="checkbox"/>	<input type="checkbox"/>
Fitness Centre	<input type="checkbox"/>	<input type="checkbox"/>	<input type="checkbox"/>	<input type="checkbox"/>
Beaverlodge Arena	<input type="checkbox"/>	<input type="checkbox"/>	<input type="checkbox"/>	<input type="checkbox"/>
Other indoor recreation facilities (halls, fitness centres, curling rinks, arenas, etc.)	<input type="checkbox"/>	<input type="checkbox"/>	<input type="checkbox"/>	<input type="checkbox"/>
Other outdoor recreation facilities (parks, playgrounds, etc.)	<input type="checkbox"/>	<input type="checkbox"/>	<input type="checkbox"/>	<input type="checkbox"/>
Town of Wembley				
Source Energy Arena & Wembley Recreation Centre (event centre and arena)	<input type="checkbox"/>	<input type="checkbox"/>	<input type="checkbox"/>	<input type="checkbox"/>
Stacy Krahn Memorial Motor Sports Park	<input type="checkbox"/>	<input type="checkbox"/>	<input type="checkbox"/>	<input type="checkbox"/>
Other indoor recreation facilities (halls, fitness centres, curling rinks, arenas, etc.)	<input type="checkbox"/>	<input type="checkbox"/>	<input type="checkbox"/>	<input type="checkbox"/>
Other outdoor recreation facilities (parks, playgrounds, etc.)	<input type="checkbox"/>	<input type="checkbox"/>	<input type="checkbox"/>	<input type="checkbox"/>
Village of Hythe				
Hythe & District Memorial Arena	<input type="checkbox"/>	<input type="checkbox"/>	<input type="checkbox"/>	<input type="checkbox"/>
Hythe Motor Speedway	<input type="checkbox"/>	<input type="checkbox"/>	<input type="checkbox"/>	<input type="checkbox"/>
Other indoor recreation facilities not referenced above (halls, fitness centres, curling rinks, arenas, etc.)	<input type="checkbox"/>	<input type="checkbox"/>	<input type="checkbox"/>	<input type="checkbox"/>
Other outdoor recreation facilities not referenced above (parks, playgrounds, etc.)	<input type="checkbox"/>	<input type="checkbox"/>	<input type="checkbox"/>	<input type="checkbox"/>

5. What, if anything, prevents you or someone in your household from participating in recreation opportunities? Check (✓) all that apply.

- | | |
|---|---|
| <input type="checkbox"/> Admission fees | <input type="checkbox"/> Equipment costs |
| <input type="checkbox"/> Transportation limitations (cost/availability) | <input type="checkbox"/> Overcrowded facilities |
| <input type="checkbox"/> Poor/inadequate facilities | <input type="checkbox"/> Unaware of some opportunities |
| <input type="checkbox"/> Health issues | <input type="checkbox"/> Don't have the physical ability |
| <input type="checkbox"/> Better opportunities elsewhere | <input type="checkbox"/> Inconvenient hours (schedule of programs/facility) |
| <input type="checkbox"/> Not interested in what is available | |
| <input type="checkbox"/> Other (please specify): _____ | |

Section V: Recreation & Parks Services Assessment

6. Overall, **how satisfied** are you with the availability of recreation opportunities and services currently offered in the Grande Prairie Region?

- Very Satisfied
 Somewhat Satisfied
 Unsure
 Somewhat Dissatisfied
 Very Dissatisfied

Section VI: New/Upgraded Community Services

There are significant costs to building and operating recreation facilities and amenities.

Your responses will be used to help determine facility priorities for planning purposes. They may not lead to changes in a facility or new facilities being built.

7. Do you think that there is a need for new and/or upgraded recreation facilities (including parks and outdoor spaces) to be developed in the Grande Prairie Region? Please check (✓) your response.

- Yes
 Unsure
 No (If "No", please proceed to Question #10)

8. Please check (✓) **up to five (5) INDOOR** recreation facilities or spaces that should be more available or improved in the Grande Prairie Region.

- | | |
|--|---|
| <input type="checkbox"/> Fitness/wellness facilities (e.g. exercise/weight room) | <input type="checkbox"/> Gymnasium type spaces (e.g. basketball, volleyball, badminton, pickleball) |
| <input type="checkbox"/> Leisure swimming pools (e.g. water slides, lazy river) | <input type="checkbox"/> Ice arena facilities (e.g. hockey, figure skating, ball hockey, lacrosse) |
| <input type="checkbox"/> Walking/running track | <input type="checkbox"/> Art display spaces |
| <input type="checkbox"/> Indoor field facilities (e.g. soccer, tennis, pickleball) | <input type="checkbox"/> Dance/program/martial arts rooms |
| <input type="checkbox"/> Indoor child playgrounds | <input type="checkbox"/> Indoor climbing wall |
| <input type="checkbox"/> Leisure ice surfaces (non-hockey) | <input type="checkbox"/> Community meeting rooms |
| <input type="checkbox"/> Curling rinks | <input type="checkbox"/> Performing arts/show spaces |
| <input type="checkbox"/> Library | <input type="checkbox"/> Court sports (e.g. racquetball, squash) |
| <input type="checkbox"/> Youth centre | <input type="checkbox"/> Classroom/training space |
| <input type="checkbox"/> Museum/interpretive facilities | <input type="checkbox"/> Community hall/banquet facilities |
| <input type="checkbox"/> Indoor agricultural facilities (e.g. riding arena) | <input type="checkbox"/> Seniors centre |
| <input type="checkbox"/> 25m swimming tank (e.g. fitness class, lane swimming) | <input type="checkbox"/> Gymnastics space |
| <input type="checkbox"/> Parkour room | |
| <input type="checkbox"/> Other (please specify): _____ | |

9. Please check (✓) **up to five (5) OUTDOOR** recreation facilities or spaces that should be more available or improved in the Grande Prairie Region.

- | | |
|---|---|
| <input type="checkbox"/> Track and field spaces | <input type="checkbox"/> Mountain bike trails |
| <input type="checkbox"/> Water spray parks | <input type="checkbox"/> Outdoor boarded skating rinks |
| <input type="checkbox"/> Campgrounds | <input type="checkbox"/> Dog off leash areas |
| <input type="checkbox"/> Outdoor pool | <input type="checkbox"/> Sledding hills |
| <input type="checkbox"/> Outdoor swimming areas (non-pool) | <input type="checkbox"/> Nature/interpretive trails |
| <input type="checkbox"/> Mountain bike/BMX park | <input type="checkbox"/> Tennis courts |
| <input type="checkbox"/> Picnic areas | <input type="checkbox"/> Amphitheatres/event spaces/band shelters |
| <input type="checkbox"/> Outdoor fitness equipment | <input type="checkbox"/> Skateboard parks |
| <input type="checkbox"/> Hardcourts (e.g. basketball, ball hockey) | <input type="checkbox"/> Walking/bicycling trail system |
| <input type="checkbox"/> Open spaces (e.g. parks, greenfields) | <input type="checkbox"/> Ball diamonds |
| <input type="checkbox"/> Community gardens | <input type="checkbox"/> Pickleball courts |
| <input type="checkbox"/> Sports fields (e.g. soccer, football) | <input type="checkbox"/> Playgrounds |
| <input type="checkbox"/> Motorized trails (e.g. ATV, dirt bike, snowmobile) | <input type="checkbox"/> Agricultural facilities (e.g. rodeo grounds, riding arena) |
| <input type="checkbox"/> Beach volleyball courts | <input type="checkbox"/> Fish Pond |
| <input type="checkbox"/> Other (please specify): _____ | |

Section VII: Recreation Programming

10. Thinking about recreation programs for all ages, what improvements are needed? Check (✓) all that apply.

- | | | |
|--|--|---|
| <input type="checkbox"/> Improved marketing of programs | <input type="checkbox"/> More convenient schedule | <input type="checkbox"/> Less cost |
| <input type="checkbox"/> Offered more frequently | <input type="checkbox"/> Need to accommodate more participants | <input type="checkbox"/> Better instruction |
| <input type="checkbox"/> Enhanced content/better quality | <input type="checkbox"/> Greater variety | <input type="checkbox"/> Nothing |
| <input type="checkbox"/> Other (please specify): _____ | | |

11. Using the chart below, please identify the types of programming that you think need to be more readily available in the Grande Prairie Region for each age group. Please check the appropriate boxes that indicate program type and age group.

Program Type	Unsure	Nature/ Outdoor Education	Fitness and Wellness	Performing Arts	Visual Arts	Recreation (general interest)	Sports
Children (0 – 5 years)	<input type="checkbox"/>	<input type="checkbox"/>	<input type="checkbox"/>	<input type="checkbox"/>	<input type="checkbox"/>	<input type="checkbox"/>	<input type="checkbox"/>
Youth (6 – 12 years)	<input type="checkbox"/>	<input type="checkbox"/>	<input type="checkbox"/>	<input type="checkbox"/>	<input type="checkbox"/>	<input type="checkbox"/>	<input type="checkbox"/>
Teens (13 – 18 years)	<input type="checkbox"/>	<input type="checkbox"/>	<input type="checkbox"/>	<input type="checkbox"/>	<input type="checkbox"/>	<input type="checkbox"/>	<input type="checkbox"/>
Adult (19 – 39 years)	<input type="checkbox"/>	<input type="checkbox"/>	<input type="checkbox"/>	<input type="checkbox"/>	<input type="checkbox"/>	<input type="checkbox"/>	<input type="checkbox"/>
Adult (40 – 64 years)	<input type="checkbox"/>	<input type="checkbox"/>	<input type="checkbox"/>	<input type="checkbox"/>	<input type="checkbox"/>	<input type="checkbox"/>	<input type="checkbox"/>
Seniors (65+ years)	<input type="checkbox"/>	<input type="checkbox"/>	<input type="checkbox"/>	<input type="checkbox"/>	<input type="checkbox"/>	<input type="checkbox"/>	<input type="checkbox"/>

12. Please use the space below to identify specific types of programs you would like to see. Please also provide any other comments you have regarding recreation programs.

Section VIII: Planning Priorities

13. Municipalities and partner organizations cannot afford to undertake a large number of facility projects at one time. Please indicate how important each factor should be when the municipalities set priorities.

Criteria	Very Important	Somewhat Important	Unsure	Somewhat Unimportant	Very Unimportant
Demand from residents.	<input type="checkbox"/>	<input type="checkbox"/>	<input type="checkbox"/>	<input type="checkbox"/>	<input type="checkbox"/>
Aligns with the priorities of the municipality.	<input type="checkbox"/>	<input type="checkbox"/>	<input type="checkbox"/>	<input type="checkbox"/>	<input type="checkbox"/>
Overall cost of operating the facility.	<input type="checkbox"/>	<input type="checkbox"/>	<input type="checkbox"/>	<input type="checkbox"/>	<input type="checkbox"/>
Overall cost of building the facility.	<input type="checkbox"/>	<input type="checkbox"/>	<input type="checkbox"/>	<input type="checkbox"/>	<input type="checkbox"/>
The existing supply/availability in the area.	<input type="checkbox"/>	<input type="checkbox"/>	<input type="checkbox"/>	<input type="checkbox"/>	<input type="checkbox"/>
Potential cost savings through partnerships or grants.	<input type="checkbox"/>	<input type="checkbox"/>	<input type="checkbox"/>	<input type="checkbox"/>	<input type="checkbox"/>
Expected economic impact.	<input type="checkbox"/>	<input type="checkbox"/>	<input type="checkbox"/>	<input type="checkbox"/>	<input type="checkbox"/>
Geographic balance throughout the Grande Prairie Region (i.e. making sure facilities are available across the area).	<input type="checkbox"/>	<input type="checkbox"/>	<input type="checkbox"/>	<input type="checkbox"/>	<input type="checkbox"/>
Accommodates the greatest number of users.	<input type="checkbox"/>	<input type="checkbox"/>	<input type="checkbox"/>	<input type="checkbox"/>	<input type="checkbox"/>
Provides a new opportunity in the area.	<input type="checkbox"/>	<input type="checkbox"/>	<input type="checkbox"/>	<input type="checkbox"/>	<input type="checkbox"/>

Section IX: Communications

14. What are the **best three (3) methods** to get information to you about recreation programs and events?

- Local newspapers
- Municipal websites
- Facebook
- Notices with municipal mail-outs
- Radio stations
- Word of mouth
- Other (please specify): _____
- Leisure guide
- Online newsletter
- Posters in community facilities/spaces
- School newsletters
- Community events
- Social media (Twitter, Blog, Instagram)

Section X: Willingness to Pay

15a. To ensure that community needs for recreation facilities in the Grande Prairie Region are met, would you support an increase in your annual property taxes? Please check (✓) your response.

- Yes
- Unsure
- No (If "No", please proceed to Question #17)

15b. How much of an increase in your annual property taxes would you support to enhance recreation in the region? Please check (✓) the appropriate box.

- Up to a \$100 annual property tax increase.
- A \$101 to \$200 annual property tax increase.
- A \$201 to \$300 annual property tax increase.
- Over a \$300 annual property tax increase.

Section XI: General Comments

16. Please use the space below to provide any other comments you may have about recreation services in the Grande Prairie Region.

Section XII: Respondent Profile

17. Where do you live?

- County of Grande Prairie City of Grande Prairie M.D. of Greenview
- Town of Sexsmith Town of Beaverlodge Town of Wembley Village of Hythe
- Other (please specify): _____

18. How long have you lived in the Grande Prairie Region?

- Less than 1 year 1 – 5 years 6 – 10 years 10+ years

19. Do you expect to be residing in the area for the next five years?

- Yes Unsure No

20. Do you own or rent your home?

- Own Rent

21. Please describe your household by recording the number of members in each of the following age groups.
(Please do not forget yourself!)

_____	Age 0 – 9 years	_____	10 – 19 years	_____	20 – 29 years
_____	30 – 39 years	_____	40 – 49 years	_____	50 – 59 years
_____	60 – 69 years	_____	70 – 79 years	_____	80+ years

22. What is your total household income (prior to taxes) in the previous year?

- Less than \$50,000
- \$50,000 – \$75,000
- \$75,001 – \$100,000
- \$100,001 – \$125,000
- \$125,001 – \$150,000
- \$150,001 and over
- Prefer not to answer

Thank you for completing this survey. Your input is very important to the Grande Prairie Regional Recreation Committee and its member municipalities!

